

loksert[®]



SOLID KEYLOCKING INSERTS
INSERTI FILETTATI CON CHIAVETTE DI BLOCCAGGIO
INSERTS À CLAVETTES
VERDREHSICHERE GEWINDEBUCHSEN
INSERTOS DE SEGURIDAD

BUYER'S GUIDE 02/2022




Loksert solid keylocking inserts are an easily installed thread assembly that is ideal for replacing damaged or worn threads in virtually any material – ferrous, non-ferrous and non-metallic. They are constructed from high quality carbon steel or extremely hard-wearing stainless steel. One piece Loksert inserts are supplied with the dove-tailed locking keys pre-assembled. Lokserts are suitable for repairing and creating threads in a wide range of applications including forgings and castings and are especially suited to situations that experience heavy wear and vibration, such as mining, construction and earthmoving equipment.

Gli inserti con chiavette Loksert vengono utilizzati per riparare rapidamente filettature danneggiate, per rimpiazzare filettature esistenti con filettature più resistenti oppure in prima installazione in ogni tipo di materiale, ferroso, non ferroso e non metallico. Sono prodotti in acciaio al carbonio di alta qualità o in acciaio inossidabile. Vengono forniti con le chiavette di bloccaggio preassemblate che, una volta pressate nel materiale di supporto, garantiscono il bloccaggio dell'inserto nella posizione corretta. Gli inserti con chiavette Loksert sono utilizzabili in una vasta gamma di applicazioni che includono componenti forgiati e stampati e sono particolarmente indicati in presenza di carichi elevati e vibrazioni.

"Loksert solid keylocking inserts" [Inserts à clavettes] sont un assemblage de filet facile à installer et idéal pour remplacer les filets endommagés ou usés pour n'importe quel type de matière (ferreux, non-ferreux, non-métallique). Ils sont fabriqués à partir d'acier au carbone de haute qualité ou d'acier inoxydable extrêmement résistant à l'usure. Les inserts monobloc sont fournis avec les clavettes de blocage préassemblées. Les clavettes pré-positionnées mettent automatiquement le filet rapporté en place à la profondeur correcte, juste en-dessous de la surface d'installation. Les Lokserts conviennent à la réparation et à la création de filets pour une large gamme d'applications, dont forgeages et les moulages, et ils conviennent particulièrement aux situations qui subissent une forte usure et de fortes vibrations, tels que les équipements miniers, le matériel de construction et de terrassement.

Features and Benefits

- Solid bushing utilising locking keys provides positive mechanical lock against rotation.
- High strength and reliability provides maximum pullout strength.
- Installed using standard drills and taps.
- Simple installation - no special skills required.
- Suitable for use in a wide range of parent materials.
- Impossible to cross thread during installation.
- Simple removal process if required.
- No tang to break and remove.
- Available in metric sizes, inch sizes and spark plug sizes.
- Available in Thinwall and Heavy Duty.

Caratteristiche e benefici

- Le chiavette assicurano un bloccaggio meccanico antirotazione.
- Inserto solido, in un solo pezzo, garantisce elevati valori di resistenza a trazione.
- Utilizzo di punte e maschi standard, non necessitano di attrezzi preavvitatori.
- Installazione e rimozione facili e rapide.
- Possono essere usati in vari tipi di materiale.
- Impossibile installare inserti sbagliati durante il montaggio.
- Operazione di rimozione facile qualora necessaria.
- Nessun codolo di trascinamento da rompere e rimuovere.
- Linea completa di misure metriche ed in pollici.
- Disponibili nelle versioni Thinwall (normale), Heavy Duty (alta resistenza).

Caractéristiques et avantages

- Une douille solide utilisant des clavettes de blocage fournit une résistance mécanique contre la rotation
- La grande résistance et la fiabilité procurent une résistance maximale à l'arrachement
- L'installation se fait à l'aide de forets et de tarauds standards
- L'installation est simple, aucune compétence spéciale n'est requise
- Ils sont appropriés à l'utilisation dans une gamme variée de matériaux récepteurs
- Impossible de sauter des filets durant l'installation
- Facile à retirer si nécessaire
- Aucun système d'entraînement à casser et à retirer
- Disponibles en dimensions métriques, pouces et dimensions de bougies d'allumage
- Disponibles en version légère et renforcée

Lokserts mit Sperrkeilen gesicherte Gewindeeinsätze sind ein einfach einsetzbares Gewindesystem, hervorragend geeignet um die Kräfteinleitung in niedrigfeste Materialien zu erhöhen und ideal zum Ersetzen beschädigter oder verschlissener Gewinde in praktisch allen Werkstoffen – wie Stahl, Buntmetallen und nicht metallischen Materialien. Sie sind aus qualitativ hochwertigem, unlegiertem Stahl oder widerstandsfähigem Edelstahl hergestellt. Die Keylocking Loksert Inserts (Einsätze) werden mit vormontierten Profil-Keilen geliefert. Die voreingestellten Profil-Keile positionieren den Einsatz automatisch in der richtigen Einbautiefe. Lokserts sind zur Reparatur und zur Erstellung von Hochfesten Gewinden in einer Vielzahl von Anwendungen geeignet, einschließlich Schmiede- und Gussteilen. Lokserts sind hervorragend für Anwendungen geeignet in denen es zu hohem Verschleiß, Schwingungen und Kräfteinwirkungen kommt – z.B. im Bergbau, im Bauwesen, im Fahrzeugbau usw.

Eigenschaften und Vorzüge

- Solide Buchsen mit Sicherungs-Keilen für die mechanische Verdrehsicherung.
- Hohe Festigkeit und Zuverlässigkeit sorgen für maximale Ausdrehfestigkeit.
- Einbau mit Standardbohrern und Gewindeschneidern.
- Einfacher Einbau – keine besonderen Vorkenntnisse erforderlich.
- Für eine Vielzahl von Werkstoffen geeignet.
- Falsches Eindrehen ausgeschlossen.
- Einfache Demontage, wenn erforderlich.
- Keine Mitnehmerzapfen abzubrechen oder zu entfernen.
- Erhältlich in metrischen, Zoll- und Zündkerzengrößen.
- In dünnwandiger und schwerer Ausführung erhältlich.

Los insertos de seguridad Loksert son de fácil instalación, y su ensamblaje es ideal para reemplazar roscas dañadas o gastadas en, esencialmente, cualquier material – ferroso, no ferroso y no metálico. Están fabricados con la más alta calidad de acero al carbón o de acero inoxidable. Un inserto loksert se suministra con los arrastres pre-ensamblados. Los filetes de apriete posicionados automáticamente colocan al inserto en la profundidad correcta de la superficie del material de alojamiento. Los lokserts están recomendados para reparación y creación de roscas en un amplio rango de aplicaciones incluyendo herrerías y fundiciones y se recomiendan especialmente para casos de gran desgaste de uso y vibración, tales como minería, construcción y equipo de gran movimiento.

Características y Beneficios

- Sólidos, utilizan filetes de apriete que proporcionan una alta seguridad mecánica contra la rotación.
- Alta resistencia y fiabilidad que proporciona una gran resistencia contra el desplazamiento.
- Se instalan usando machos y brocas standard.
- Instalación sencilla. No requiere de conocimientos especiales.
- Recomendados para su uso en un amplio rango de materiales de alojamiento.
- Imposible de confundir las roscas durante la instalación.
- En caso de ser necesario, sencillo proceso de desalajo.
- Sin arrastre que cortar y quitar.
- Disponibles en medidas métricas, pulgadas y para bujías.
- Disponible en paredes delgadas y para trabajos pesados.

INSTALLATION



1 DRILL AND COUNTERSINK

Drill to create hole, or clear the damaged thread, with a standard twist drill. Chamfer the hole with a standard countersink (82° - 100°)



Note: Drill is oversize to accommodate external thread. Check technical charts for correct drill sizes.

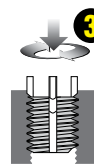


2 TAP

Create new thread using a standard tap. Check technical charts for correct tap size.



Note: Use of a suitable lubricant is essential during all tapping procedures.



3 INSERT

Screw the insert into the threaded hole until slightly below the surface of the parent material.



4 DRIVE

Select the correct size installation tool and place over the insert. Drive locking keys down using several hammer taps on end of installation tool.

REMOVAL



1 DRILL

Drill out the material between the locking keys and the internal thread to the specified depth.

Note: Drill size and drilling depth are shown in the Loksert technical tables.



2 DEFLECT

Deflect locking keys inward and break off.



3 REMOVE

Remove the insert from the hole by winding it out using a screw extractor or similar type tool.



4 INSERT

A new Loksert insert of exactly the same size can be installed in the original hole.




Drill with a standard tap drill and countersink with a standard 82°-100° countersink tool; see tables for correct dimensions.

Forare utilizzando una punta standard e svasare 82°-100° con un attrezzo svasatore standard; consultare la relativa tabella per le dimensioni corrette.

Préparez le trou avec un foret standard, et chamfreinez, jusqu'à 82°-100° avec un outil à chamfrein, voir tableau pour les dimensions utilisées.

Bohren mit einem Standardbohrer und senken mit einem 82°-100° Senker.

Use a broca estándar y después preferiblemente avellane a 82°-100°; consultar medidas correctas en las tablas disponibles.



Tap new threads with a standard tap; see tables for correct dimensions.

Eseguire la filettatura utilizzando un maschio standard; consultare la relativa tabella per le dimensioni corrette.

Faites le taraudage avec un taraud standard, voir tableau pour les dimensions utilisées.

Gewindeschneiden mit Standard-Gewindebohrer, siehe Tabelle für die richtigen Abmessungen.

Rosque el agujero previo con un macho estándar; consultar tablas.



Screw in the insert until it is 0,25-0,70 mm (0,010-0,030 inch) below the surface. Insert keys locate the Loksert at the correct depth.

Avvitare l'inserto fino a circa 0,25-0,70 mm (0,010-0,030 pollici) sotto il filo della superficie. Le clavette dell'inserto permettono di installare il Loksert alla profondità corretta.

Installez l'insert jusqu'à ce qu'il se trouve 0,25 à 0,70 mm en dessous la surface. Les clavettes indiquent que le Loksert est à la profondeur correcte.

Eindreihen des Gewindeeinsatzs bis sich die Oberkante ca. 0,25 -0,7mm unterhalb der Materialoberfläche befindet.

Rosque el inserto introduciéndolo 0,25-0,70mm (0,010-0,003") por debajo del ras de la pieza. Las pestañas de arrastre se usan de referencia para calibrar la profundidad de instalación.



Drive keys down with several hammer taps on the specified installation tool.

Piantare le chiavette con alcuni colpi di martello utilizzando l'apposito attrezzo.

Chassez les clavettes dans la surface à l'ai de l'outil prédéposé, et un marteau.

Einpressen der Sperrkeile z.B. mit einigen Hammerschlägen auf das Installationswerkzeug.

Las pestañas deben ser recogidas en el propio inserto presionándolas con la herramienta de instalación.




Correctly installed insert.

Inserto correttamente installato.

Insert installé correctement.

Korrekt installierter Gewindeeinsatz.

Inserto correctamente instalado.



AISI303 (STAINLESS STEEL) – METRIC / INCH		C1215 (CARBON STEEL) – METRIC / INCH	
Material: Insert - AISI303, Keys - AISI302 Finish: Passivated Tolerances: $\pm 0,25$ mm / ± 0.010 unless specified otherwise Internal thread: M - 5H / Inch SAE AS8879 - 3B External thread: M - 4h / Inch - 2A Keys: $\leq M6$, 2 keys - $>M6$, 4 keys $\leq 1/4$, 2 keys - $>1/4$, 4 keys		Material: Insert - C1215, Keys - AISI302 Finish: Zinc Phosphate Tolerances: $\pm 0,25$ mm / ± 0.010 unless specified otherwise Internal thread: M - 6H / Inch SAE AS8879 - 3B External thread: M - 6g / Inch - 2A Keys: $\leq M6$, 2 keys - $>M6$, 4 keys $\leq 1/4$, 2 keys - $>1/4$, 4 keys	
Materiale: Inserto - AISI303, Chiavette - AISI302 Finitura: Passivazione Tolleranze: $\pm 0,25$ mm / ± 0.010 se non diversamente indicato Filettatura interna: Metrici - 5H / Pollici SAE AS8879 - 3B Filettatura esterna: Metrici - 4h / Pollici - 2A Chiavette: $\leq M6$, 2 chiavette - $>M6$, 4 chiavette $\leq 1/4$, 2 chiavette - $>1/4$, 4 chiavette		Materiale: Inserto - C1215, Chiavette - AISI302 Finitura: Fosfatazione allo zinco Tolleranze: $\pm 0,25$ mm / ± 0.010 se non diversamente indicato Filettatura interna: Metrici - 6H / Pollici SAE AS8879 - 3B Filettatura esterna: Metrici - 6g / Pollici - 2A Chiavette: $\leq M6$, 2 chiavette - $>M6$, 4 chiavette $\leq 1/4$, 2 chiavette - $>1/4$, 4 chiavette	
Matière: Insert - AISI303, Clavettes - AISI302 Finition: Passivé Tolérances: $\pm 0,25$ mm / ± 0.010 sauf spécifié autrement Filet intérieur: M - 5H / Inch SAE AS8879 - 3B Filet extérieur: M - 4h / Inch - 2A Clavettes: $\leq M6$, 2 clavettes - $>M6$, 4 clavettes $\leq 1/4$, 2 clavettes - $>1/4$, 4 clavettes		Matière: Insert - C1215, Clavettes - AISI302 Finition: Zigue phosphaté Tolérances: $\pm 0,25$ mm / ± 0.010 sauf spécifié autrement Filet intérieur: M - 6H / Inch SAE AS8879 - 3B Filet extérieur: M - 6g / Inch - 2A Clavettes: $\leq M6$, 2 clavettes - $>M6$, 4 clavettes $\leq 1/4$, 2 clavettes - $>1/4$, 4 clavettes	
Material: Gewindeeinsatz AISI303, Profilkeile AISI302 Oberfläche: Passiviert Toleranzen: $\pm 0,25$ mm / ± 0.010 wenn nicht anders angegeben Innengewinde: Metrisch - 5H / Zoll SAE AS8879 - 3B Aussengewinde: Metrisch - 4h / Zoll - 2A Sperrkeile: $\leq M6$, 2 Keile - $>M6$, 4 Keile $\leq 1/4$, 2 Keile - $>1/4$, 4 Keile		Material: Gewindeeinsatz C1215, Profilkeile AISI302 Oberfläche: Zinkphosphat Toleranzen: $\pm 0,25$ mm / ± 0.010 wenn nicht anders angegeben Innengewinde: Metrisch - 6H / Zoll SAE AS8879 - 3B Aussengewinde: Metrisch - 6g / Zoll 2A Sperrkeile: $\leq M6$, 2 Keile - $>M6$, 4 Keile $\leq 1/4$, 2 Keile - $>1/4$, 4 Keile	
Material: Inserto - AISI303, Pestañas - AISI302 Acabado: Pasivado. Tolerancias: $\pm 0,25$ mm / $\pm 0,010$ Salvo que se indiquen otras. Rosca interior: M - 5H / Medida imperial SAE AS8879 - 3B Rosca exterior: M - 4h / Medida Imperial - 2A Pestañas: $\leq M6$, 2 pestañas - $>M6$, 4 pestañas $\leq 1/4$, 2 pestañas - $>1/4$, 4 pestañas		Material: Inserto - C1215, pestañas - AISI302 Acabado: Fosfato de Zink. Tolerancias: $\pm 0,25$ mm / $\pm 0,010$ Salvo que se indiquen otras. Rosca interior: M - 6H / Medida imperial SAE AS8879 - 3B Rosca Exterior: M - 6g / Medida imperial - 2A Pestañas: $\leq M6$, 2 pestañas - $>M6$, 4 pestañas $\leq 1/4$, 2 pestañas - $>1/4$, 4 pestañas	

<p>Insert Internal Thread Filettatura interna Filetage interne du filet rapporté Innengewinde Rosca interna del inserto</p>	<p>Insert External Thread Filettatura esterna Filetage externe du filet rapporté Aussengewinde Rosca externa del inserto</p>	<p>Insert Length Altezza Longueur du filet rapporté Einsatzlänge Longitud del inserto</p>	<p>Tapping Drill Size Diámetro punta Dimension du foret de préparation Bohrerdurchmesser Diámetro de la broca previa</p>	<p>Thread Tap Size Misura maschio Dimension du taraud de filetage Gewindebohrer Dimensión del macho de roscar</p>
<p>Tapping Depth (Minimum) Profondità maschiatura (min.) Profondeur du taraudage Gewindetiefe Longitud de roscado (minima)</p>	<p>Countersink Diameter Diámetro svasatura Diamètre de la fraise Senker-Durchmesser Diámetro del avellanador</p>	<p>Installation Tool Part # Atrezzo di montaggio Outil d'installation Einbauwerkzeug Artikel Nummer 'Referencia de la Herramienta de instalación</p>	<p># of Inserts Numero inserti Nb de filets rapportés Artikelnummer der Einsätze Número de roscas del insert</p>	<p>Removal Drill Size and Depth Diámetro punta e profondità per rimozione Dimension et profondeur du foret (démontage) Ø Ausbohrwerkzeug und Bohrtiefe Diámetro de la broca de extracción y profundidad</p>
<p>TW Loksert Thin Wall Insert Inserto Loksert Thin Wall (normale) Loksert Thin Wall Insert (Filet rapporté Loksert à paroi fine) Loksert dünnwandiger Einsatz Inserto de seguridad Loksert de pared delgada</p>	<p>HD Loksert Heavy Duty Insert Inserto Loksert Heavy Duty (alta resistenza) Loksert Heavy Duty Insert (Filet rapporté Loksert à paroi renforcée) Loksert Schwerlast Einsatz Inserto de seguridad Loksert reforzado</p>	<p>XHD Loksert Extra Heavy Duty Insert Inserto Loksert Extra Heavy Duty (altissima resistenza) Loksert Extra Heavy Duty Insert (Filet rapporté Loksert à paroi renforcée supplémentaire) Loksert extra starker Einsatz Inserto de seguridad Loksert extra reforzado</p>	<p>SOLID Loksert Solid Insert Inserto Loksert Solid (Inserto solido) Loksert Solid Insert (Insert fileté Loksert solide) Loksert fest Loksert sólido</p>	<p>Internal thread locking Bloccaggio della filettatura interna Bloqueo de filetage interne Interne Gewindesicherung Bloqueo de rosca interna</p>

INSERTS
METRIC

INSERTI
METRICI

INSERTS
MÉTRIQUE

METRISCHE
EINSÄTZE

INSERTOS
MEDIDA MÉTRICA

loksert

STAINLESS STEEL AISI303	MINIATURE
ACCIAIO INOX AISI303	MINIATURA
ACIER INOXIDABLE AISI303	MINIATURE
EDELSTAHL	MINIATUR
ACERO INOXIDABLE AISI303	MINIATURA



METRIC – MINIATURE STAINLESS STEEL BULK INSERTS

INSERT				INSTALLATION					REMOVAL	
6H	6g	MM	PART #	MM	6H	MM	MM	PART #	R1 MM	R2 MM
METRIC COARSE										
M2 X 0,4	M4 X 0,7	2,20	3720-2.00MTW	3,40	M4 X 0,7	4,00	4,10	3720-2.00MTWT	2,80	2,00
M2.5 X 0,45	M4.5 X 0,75	2,70	3720-2.50MTW	3,90	M4.5 X 0,75	5,00	4,60	3720-2.50MTWT	3,00	2,00
M3 X 0,5	M5 X 0,8	3,10	3720-3.00MTW	4,40	M5 X 0,8	5,50	5,10	3720-3.00MTWT	3,50	2,25
M4 X 0,7	M6 X 0,75	4,11	3720-4.00MTW	5,50	M6 X 0,75	5,50	6,10	3720-4.00MTWT	4,60	2,50

STAINLESS STEEL AISI303	MINIATURE THREAD LOCKING
ACCIAIO INOX AISI303	BLOCCAGGIO DEL FILO IN MINIATURA
ACIER INOXIDABLE AISI303	FREIN FILETAGE MINIATURE
EDELSTAHL	MINIATUR-GEWINDESICHERUNG
ACERO INOXIDABLE AISI303	BLOQUEO DE ROSCAS EN MINIATURA



METRIC – MINIATURE STAINLESS STEEL INTERNAL THREAD LOCKING BULK INSERTS

INTERNAL THREAD LOCKING INSERT				INSTALLATION					REMOVAL	
6H	6g	MM	PART #	MM	6H	MM	MM	PART #	R1 MM	R2 MM
METRIC COARSE										
M2 X 0,4	M4 X 0,7	2,20	3720-2.00MTWL	3,40	M4 X 0,7	4,00	4,10	3720-2.00MTWT	2,80	2,00
M2.5 X 0,45	M4.5 X 0,75	2,70	3720-2.50MTWL	3,90	M4.5 X 0,75	5,00	4,60	3720-2.50MTWT	3,00	2,00
M3 X 0,5	M5 X 0,8	3,10	3720-3.00MTWL	4,40	M5 X 0,8	5,50	5,10	3720-3.00MTWT	3,50	2,25
M4 X 0,7	M6 X 0,75	4,11	3720-4.00MTWL	5,50	M6 X 0,75	5,50	6,10	3720-4.00MTWT	4,60	2,50



**INTERNAL
THREAD
LOCKING**

STAINLESS STEEL AISI303	MINIATURE
ACCIAIO INOX AISI303	MINIATURA
ACIER INOXIDABLE AISI303	MINIATURE
EDELSTAHL	MINIATUR
ACERO INOXIDABLE AISI303	MINIATURA

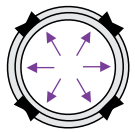

UN – MINIATURE STAINLESS STEEL BULK INSERTS

INSERT					INSTALLATION					REMOVAL	
3B	2A	INCH	PART #	MS #	MM	2B	INCH	INCH	PART #	R1 INCH	R2 INCH
UNJC	UNC										
2-56	8-32	0,120	3732-2GMTW	MS51830-101	3,40	8-32	0,140	0,166	3732-2GMTWT	#33	1/16
4-40	10-32	0,170	3732-4GMTW	MS51830-102	#20	10-32	0,160	0,194	3732-4GMTWT	#29	3/32
6-32	12-28	0,170	3732-6GMTW	MS51830-103	4,75	12-28	0,160	0,220	3732-6GMTWT	#21	3/32
8-32	1/4-28	0,220	3732-8GMTW	MS51830-104	#1	1/4-28	0,210	0,225	3732-8GMTWT	#8	1/8

STAINLESS STEEL AISI303	MINIATURE THREAD LOCKING
ACCIAIO INOX AISI303	BLOCCAGGIO DEL FILO IN MINIATURA
ACIER INOXIDABLE AISI303	FREIN FILETAGE MINIATURE
EDELSTAHL	MINIATUR-GEWINDESICHERUNG
ACERO INOXIDABLE AISI303	BLOQUEO DE ROSCAS EN MINIATURA


MINIATURE STAINLESS STEEL INTERNAL THREAD LOCKING BULK INSERTS

INTERNAL THREAD LOCKING INSERT					INSTALLATION					REMOVAL	
3B	2A	INCH	PART #	MS #	MM	2B	INCH	INCH	PART #	R1 INCH	R2 INCH
UNJC	UNC										
2-56	8-32	0,120	3732-2GMTWL		3,40	8-32	0,140	0,166	3732-2GMTWT	#33	1/16
4-40	10-32	0,170	3732-4GMTWL		#20	10-32	0,160	0,194	3732-4GMTWT	#29	3/32
6-32	12-28	0,170	3732-6GMTWL		4,75	12-28	0,160	0,220	3732-6GMTWT	#21	3/32
8-32	1/4-28	0,220	3732-8GMTWL		#1	1/4-28	0,210	0,225	3732-8GMTWT	#8	1/8


**INTERNAL
THREAD
LOCKING**

INSERTS
METRIC

INSERTI
METRICI

INSERTS
MÉTRIQUE

METRISCHE
EINSÄTZE

INSERTOS
MEDIDA MÉTRICA

loksert

STAINLESS STEEL AISI303	THIN WALL
ACCIAIO INOX AISI303	THIN WALL
ACIER INOXIDABLE AISI303	PAROI FINE
EDELSTAHL	DÜNNWANDIG
ACERO INXIDABLE AISI303	PARED DELGADA



METRIC – THIN WALL STAINLESS STEEL BULK INSERTS

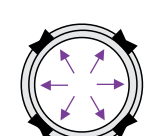
INSERT				INSTALLATION					REMOVAL	
5H	4h	MM	PART #	MM	6H	MM	MM	PART #	R1 MM	R2 MM
METRIC COARSE										
M5 X 0,8	M8 X 1,25	8,00	3720-5.00TW	6,90	M8 X 1,25	9,50	8,25	3600-5.00TT	5,50	4,00
M6 X 1	M10 X 1,25	10,00	3720-6.00TW	8,80	M10 X 1,25	11,50	10,25	3600-6.00TT	7,50	4,75
M8 X 1,25	M12 X 1,25	12,00	3720-8.00TW	10,80	M12 X 1,25	13,50	12,25	3600-8.00TT	9,50	4,75
M10 X 1,5	M14 X 1,5	14,00	3720-10.00TW	12,80	M14 X 1,5	15,50	14,25	3600-10.00TT	11,50	4,75
M12 X 1,75	M16 X 1,5	16,00	3720-12.00TW	14,75	M16 X 1,5	17,50	16,25	3600-12.00TT	13,50	4,75
METRIC FINE										
M8 X 1	M12 X 1,25	12,00	3721-8.00TW	10,80	M12 X 1,25	13,50	12,25	3600-8.00TT	9,50	4,75
M10 X 1,25	M14 X 1,5	14,00	3721-10.00TW	12,80	M14 X 1,5	15,50	14,25	3600-10.00TT	11,50	4,75
M12 X 1,25	M16 X 1,5	16,00	3721-12.00TW	14,75	M16 X 1,5	17,50	16,25	3600-12.00TT	13,50	4,75

STAINLESS STEEL AISI303	THIN WALL THREAD LOCKING
ACCIAIO INOX AISI303	THIN WALL BLOCCAGGIO FILO
ACIER INOXIDABLE AISI303	PAROI FINE BLOCAGE DE FILETAGE
EDELSTAHL	DÜNNWANDIG GEWINDESICHERUNG
ACERO INXIDABLE AISI303	PARED DELGADA BLOQUEO DE ROSCA



METRIC – THIN WALL STAINLESS STEEL INTERNAL THREAD LOCKING BULK INSERTS

INSERT				INSTALLATION					REMOVAL	
6H	6g	MM	PART #	MM	6H	MM	MM	PART #	R1 MM	R2 MM
METRIC COARSE										
M5 X 0,8	M8 X 1,25	8,00	3720-5.00TWL	6,90	M8 X 1,25	9,50	8,25	3600-5.00TT	5,50	4,00
M6 X 1	M10 X 1,25	10,00	3720-6.00TWL	8,80	M10 X 1,25	11,50	10,25	3600-6.00TT	7,50	4,75
M8 X 1,25	M12 X 1,25	12,00	3720-8.00TWL	10,80	M12 X 1,25	13,50	12,25	3600-8.00TT	9,50	4,75
M10 X 1,5	M14 X 1,5	14,00	3720-10.00TWL	12,80	M14 X 1,5	15,50	14,25	3600-10.00TT	11,50	4,75
M12 X 1,75	M16 X 1,5	16,00	3720-12.00TWL	14,75	M16 X 1,5	17,50	16,25	3600-12.00TT	13,50	4,75
METRIC FINE										
M8 X 1	M12 X 1,25	12,00	3721-8.00TWL	10,80	M12 X 1,25	13,50	12,25	3600-8.00TT	9,50	4,75
M10 X 1,25	M14 X 1,5	14,00	3721-10.00TWL	12,80	M14 X 1,5	15,50	14,25	3600-10.00TT	11,50	4,75
M12 X 1,25	M16 X 1,5	16,00	3721-12.00TWL	14,75	M16 X 1,5	17,50	16,25	3600-12.00TT	13,50	4,75



**INTERNAL
THREAD
LOCKING**

STAINLESS STEEL AISI303	THIN WALL
ACCIAIO INOX AISI303	THIN WALL
ACIER INOXIDABLE AISI303	PAROI FINE
EDELSTAHL	DÜNNWANDIG
ACERO INOXIDABLE AISI303	PARED DELGADA

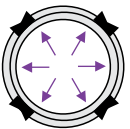
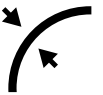

UN – THIN WALL STAINLESS STEEL BULK INSERTS

INSERT					INSTALLATION					REMOVAL		
3B	2A	INCH	PART #	MS #	INCH	2B	INCH	INCH	PART #	R1 INCH	R2 INCH	
UNJC		UNC										
10-24	5/16-18	0,312	3732-10GTW	MS51830-105	"I"	5/16-18	0,37	0,323	3600-10GTT	7/32	5/32	
1/4-20	3/8-16	0,375	3732-1/4TW	MS51830-106	"Q"	3/8-16	0,43	0,385	3600-1/4TT	9/32	3/16	
5/16-18	7/16-14	0,437	3732-5/16TW	MS51830-107	"X"	7/16-14	0,50	0,447	3600-5/16TT	11/32	3/16	
3/8-16	1/2-13	0,500	3732-3/8TW	MS51830-108		29/64	1/2-13	0,56	0,510	3600-3/8TT	13/32	3/16
7/16-14	9/16-12	0,562	3732-7/16TW	MS51830-109		33/64	9/16-12	0,62	0,572	3600-7/16TT	15/32	3/16
1/2-13	5/8-11	0,625	3732-1/2TW	MS51830-110		37/64	5/8-11	0,68	0,635	3600-1/2TT	17/32	3/16
UNJF		UNC										
10-32	5/16-18	0,312	3734-10GTW	MS51830-201	"I"	5/16-18	0,37	0,323	3600-10GTT	7/32	5/32	
1/4-28	3/8-16	0,375	3734-1/4TW	MS51830-202	"Q"	3/8-16	0,43	0,385	3600-1/4TT	9/32	3/16	
5/16-24	7/16-14	0,437	3734-5/16TW	MS51830-203	"X"	7/16-14	0,50	0,447	3600-5/16TT	11/32	3/16	
3/8-24	1/2-13	0,500	3734-3/8TW	MS51830-204		29/64	1/2-13	0,56	0,510	3600-3/8TT	13/32	3/16
7/16-20	9/16-12	0,562	3734-7/16TW	MS51830-205		33/64	9/16-12	0,62	0,572	3600-7/16TT	15/32	3/16
1/2-20	5/8-11	0,625	3734-1/2TW	MS51830-206		37/64	5/8-11	0,68	0,635	3600-1/2TT	17/32	3/16

STAINLESS STEEL AISI303	THIN WALL THREAD LOCKING
ACCIAIO INOX AISI303	THIN WALL BLOCCAGGIO FILO
ACIER INOXIDABLE AISI303	PAROI FINE BLOCCAGE DE FILETAGE
EDELSTAHL	DÜNNWANDIG GEWINDESICHERUNG
ACERO INOXIDABLE AISI303	PARED DELGADA BLOQUEO DE ROSCA


UN – THIN WALL STAINLESS STEEL INTERNAL THREAD LOCKING BULK INSERTS

INSERT					INSTALLATION					REMOVAL		
3B	2A	INCH	PART #	MS #	INCH	2B	INCH	INCH	PART #	R1 INCH	R2 INCH	
UNJC		UNC										
10-24	5/16-18	0,312	3732-10GTWL		"I"	5/16-18	0,37	0,323	3600-10GTT	7/32	5/32	
1/4-20	3/8-16	0,375	3732-1/4TWL		"Q"	3/8-16	0,43	0,385	3600-1/4TT	9/32	3/16	
5/16-18	7/16-14	0,437	3732-5/16TWL		"X"	7/16-14	0,50	0,447	3600-5/16TT	11/32	3/16	
3/8-16	1/2-13	0,500	3732-3/8TWL			29/64	1/2-13	0,56	0,510	3600-3/8TT	13/32	3/16
7/16-14	9/16-12	0,562	3732-7/16TWL			33/64	9/16-12	0,62	0,572	3600-7/16TT	15/32	3/16
1/2-13	5/8-11	0,625	3732-1/2TWL			37/64	5/8-11	0,68	0,635	3600-1/2TT	17/32	3/16
UNJF		UNC										
10-32	5/16-18	0,312	3734-10GTWL		"I"	5/16-18	0,37	0,323	3600-10GTT	7/32	5/32	
1/4-28	3/8-16	0,375	3734-1/4TWL		"Q"	3/8-16	0,43	0,385	3600-1/4TT	9/32	3/16	
5/16-24	7/16-14	0,437	3734-5/16TWL		"X"	7/16-14	0,50	0,447	3600-5/16TT	11/32	3/16	
3/8-24	1/2-13	0,500	3734-3/8TWL			29/64	1/2-13	0,56	0,510	3600-3/8TT	13/32	3/16
7/16-20	9/16-12	0,562	3734-7/16TWL			33/64	9/16-12	0,62	0,572	3600-7/16TT	15/32	3/16
1/2-20	5/8-11	0,625	3734-1/2TWL			37/64	5/8-11	0,68	0,635	3600-1/2TT	17/32	3/16


**INTERNAL
THREAD
LOCKING**

INSERTS
METRIC

INSERTI
METRICI

INSERTS
MÉTRIQUE

METRISCHE
EINSÄTZE

INSERTOS
MEDIDA MÉTRICA

loksert

STAINLESS STEEL AISI303	HEAVY DUTY
ACCIAIO INOX AISI303	HEAVY DUTY
ACIER INOXIDABLE AISI303	PAROIE RENFORCÉE
EDELSTAHL	SCHWERLAST
ACERO INOXIDABLE AISI303	PARED REFORZADA



METRIC – HEAVY DUTY STAINLESS STEEL BULK INSERTS

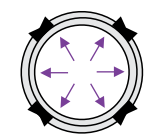

INSERT				INSTALLATION					REMOVAL	
5H	4h	MM	PART #	MM	6H	MM	MM	PART #	R1 MM	R2 MM
METRIC COARSE										
M4 X 0,7	M8 X 1,25	8,00	3720-4.00HD	6,90	M8 X 1,25	9,50	8,25	3600-4.00HT	5,50	4,00
M5 X 0,8	M10 X 1,25	10,00	3720-5.00HD	8,80	M10 X 1,25	12,50	10,25	3600-5.00HT	7,50	4,75
M6 X 1	M12 X 1,25	12,00	3720-6.00HD	10,80	M12 X 1,25	14,50	12,25	3600-6.00HT	9,50	4,75
M8 X 1,25	M14 X 1,5	14,00	3720-8.00HD	12,80	M14 X 1,5	16,50	14,25	3600-8.00HT	11,50	4,75
M10 X 1,5	M16 X 1,5	16,00	3720-10.00HD	14,75	M16 X 1,5	18,50	16,25	3600-10.00HT	13,50	4,75
M12 X 1,75	M18 X 1,5	18,00	3720-12.00HD	16,75	M18 X 1,5	20,50	18,25	3600-12.00HT	15,50	4,75
M14 X 2	M20 X 1,5	20,00	3720-14.00HD	18,75	M20 X 1,5	22,50	20,25	3600-14.00HT	17,50	4,75
M16 X 2	M22 X 1,5	22,00	3720-16.00HD	20,50	M22 X 1,5	24,50	22,25	3600-16.00HT	17,75	6,35
M20 X 2,5	M30 X 2	30,00	3720-20.00HD	28,00	M30 X 2	34,50	30,25	3600-20.00HT	25,75	6,35
M24 X 3	M33 X 2	33,00	3720-24.00HD	31,00	M33 X 2	37,50	33,25	3600-24.00HT	28,75	6,35
METRIC FINE										
M8 X 1	M14 X 1,5	14,00	3721-8.00HD	12,80	M14 X 1,5	16,50	14,25	3600-8.00HT	11,50	4,75
M10 X 1,25	M16 X 1,5	16,00	3721-10.00HD	14,75	M16 X 1,5	18,50	16,25	3600-10.00HT	13,50	4,75
M12 X 1,25	M18 X 1,5	18,00	3721-12.00HD	16,75	M18 X 1,5	20,50	18,25	3600-12.00HT	15,50	4,75
M14 X 1,5	M20 X 1,5	20,00	3721-14.00HD	18,75	M20 X 1,5	22,50	20,25	3600-14.00HT	17,50	4,75
M16 X 1,5	M22 X 1,5	22,00	3721-16.00HD	20,50	M22 X 1,5	24,50	22,25	3600-16.00HT	17,75	6,35
M18 X 1,5	M24 X 1,5	24,00	3721-18.00HD	22,50	M24 X 1,5	26,50	24,25	3600-18.00HT	19,75	6,35
M20 X 1,5	M30 X 2	30,00	3721-20.00HD	28,00	M30 X 2	34,50	30,25	3600-20.00HT	25,75	6,35
M22 X 1,5	M32 X 2	32,00	3721-22.00HD	30,00	M32 X 2	36,50	32,25	3600-22.00HT	27,75	6,35
M24 X 2	M33 X 2	33,00	3721-24.00HD	31,00	M33 X 2	37,50	33,25	3600-24.00HT	28,75	6,35

STAINLESS STEEL AISI303	HEAVY DUTY THREAD LOCKING
ACCIAIO INOX AISI303	HEAVY DUTY THREAD LOCKING
ACIER INOXIDABLE AISI303	PAROIE RENFORCÉE BLOQUEO DE FILETAGE
EDELSTAHL	SCHWERLAST GEWINDESICHERUNG
ACERO INOXIDABLE AISI303	PARED REFORZADA BLOQUEO DE ROSCA



METRIC – HEAVY DUTY STAINLESS STEEL INTERNAL THREAD LOCKING BULK INSERTS

INSERT				INSTALLATION					REMOVAL	
6H	6g	MM	PART #	MM	6H	MM	MM	PART #	R1 MM	R2 MM
METRIC COARSE										
M4 X 0,7	M8 X 1,25	8,00	3720-4.00HDL	6,90	M8 X 1,25	9,50	8,25	3600-4.00HT	5,50	4,00
M5 X 0,8	M10 X 1,25	10,00	3720-5.00HDL	8,80	M10 X 1,25	12,50	10,25	3600-5.00HT	7,50	4,75
M6 X 1	M12 X 1,25	12,00	3720-6.00HDL	10,80	M12 X 1,25	14,50	12,25	3600-6.00HT	9,50	4,75
M8 X 1,25	M14 X 1,5	14,00	3720-8.00HDL	12,80	M14 X 1,5	16,50	14,25	3600-8.00HT	11,50	4,75
M10 X 1,5	M16 X 1,5	16,00	3720-10.00HDL	14,75	M16 X 1,5	18,50	16,25	3600-10.00HT	13,50	4,75
M12 X 1,75	M18 X 1,5	18,00	3720-12.00HDL	16,75	M18 X 1,5	20,50	18,25	3600-12.00HT	15,50	4,75
M14 X 2	M20 X 1,5	20,00	3720-14.00HDL	18,75	M20 X 1,5	22,50	20,25	3600-14.00HT	17,50	4,75
M16 X 2	M22 X 1,5	22,00	3720-16.00HDL	20,50	M22 X 1,5	24,50	22,25	3600-16.00HT	17,75	6,35
M20 X 2,5	M30 X 2	30,00	3720-20.00HDL	28,00	M30 X 2	34,50	30,25	3600-20.00HT	25,75	6,35
M24 X 3	M33 X 2	33,00	3720-24.00HDL	31,00	M33 X 2	37,50	33,25	3600-24.00HT	28,75	6,35
METRIC FINE										
M8 X 1	M14 X 1,5	14,00	3721-8.00HDL	12,80	M14 X 1,5	16,50	14,25	3600-8.00HT	11,50	4,75
M10 X 1,25	M16 X 1,5	16,00	3721-10.00HDL	14,75	M16 X 1,5	18,50	16,25	3600-10.00HT	13,50	4,75
M12 X 1,25	M18 X 1,5	18,00	3721-12.00HDL	16,75	M18 X 1,5	20,50	18,25	3600-12.00HT	15,50	4,75
M14 X 1,5	M20 X 1,5	20,00	3721-14.00HDL	18,75	M20 X 1,5	22,50	20,25	3600-14.00HT	17,50	4,75
M16 X 1,5	M22 X 1,5	22,00	3721-16.00HDL	20,50	M22 X 1,5	24,50	22,25	3600-16.00HT	17,75	6,35
M18 X 1,5	M24 X 1,5	24,00	3721-18.00HDL	22,50	M24 X 1,5	26,50	24,25	3600-18.00HT	19,75	6,35
M20 X 1,5	M30 X 2	30,00	3721-20.00HDL	28,00	M30 X 2	34,50	30,25	3600-20.00HT	25,75	6,35
M22 X 1,5	M32 X 2	32,00	3721-22.00HDL	30,00	M32 X 2	36,50	32,25	3600-22.00HT	27,75	6,35
M24 X 2	M33 X 2	33,00	3721-24.00HDL	31,00	M33 X 2	37,50	33,25	3600-24.00HT	28,75	6,35



**INTERNAL
THREAD
LOCKING**

STAINLESS STEEL AISI303	HEAVY DUTY
ACCIAIO INOX AISI303	HEAVY DUTY
ACIER INOXIDABLE AISI303	PAROIE RENFORCÉE
EDELSTAHL	SCHWERLAST
ACERO INOXIDABLE AISI303	PARED REFORZADA


UN – HEAVY DUTY STAINLESS STEEL BULK INSERTS

INSERT					INSTALLATION					REMOVAL	
3B	2A	INCH	PART #	MS #	INCH	2B	INCH	INCH	PART #	R1 INCH	R2 INCH
UNJC		UNC									
8-32	5/16-18	0,312	3732-8GHD	-	"I"	5/16-18	0,37	0,323	3600-8GHT	7/32	1/8
10-24	3/8-16	0,312	3732-10GHD	MS51831-101	"Q"	3/8-16	0,37	0,385	3600-10GHT	9/32	1/8
1/4-20	7/16-14	0,375	3732-1/4HD	MS51831-102	"X"	7/16-14	0,43	0,447	3600-1/4HT	11/32	3/16
5/16-18	1/2-13	0,437	3732-5/16HD	MS51831-103	29/64	1/2-13	0,50	0,510	3600-5/16HT	13/32	3/16
3/8-16	9/16-12	0,500	3732-3/8HD	MS51831-104	33/64	9/16-12	0,56	0,572	3600-3/8HT	15/32	3/16
7/16-14	5/8-11	0,625	3732-7/16HD	MS51831-105	37/64	5/8-11	0,68	0,635	3600-7/16HT	17/32	3/16
1/2-13	11/16-11NS	0,688	3733-1/2HD	MS51831-106	41/64	11/16-11NS	0,75	0,700	3600-1/2HT	19/32	3/16
1/2-13	3/4-16	0,625	3732-1/2HD	-	45/64	3/4-16	0,68	0,762	3600-1/2HT-3/4	21/32	3/16
9/16-12	3/4-16	0,812	3732-9/16HD	-	45/64	3/4-16	0,94	0,762	3600-9/16HT-3/4	21/32	3/16
9/16-12	13/16-16	0,812	3733-9/16HD	MS51831-107	49/64	13/16-16	0,94	0,822	3600-9/16HT	23/32	3/16
5/8-11	7/8-14	0,875	3732-5/8HD	MS51831-108	53/64	7/8-14	1,00	0,885	3600-5/8HT	25/32	3/16
3/4-10	1-1/8-12	1,125	3732-3/4HD	MS51831-109	1-1/16	1-1/8-12	1,31	1,145	3600-3/4HT	31/32	5/16
7/8-9	1-1/4-12	1,250	3732-7/8HD	MS51831-110	1-3/16	1-1/4-12	1,44	1,270	3600-7/8HT	1-3/32	5/16
1-8	1-3/8-12	1,375	3732-1HD	MS51831-111	1-5/16	1-3/8-12	1,56	1,395	3600-1HT	1-7/32	5/16
UNJF		UNC									
10-32	3/8-16	0,312	3734-10GHD	MS51831-201	"Q"	3/8-16	0,37	0,385	3600-10GHT	9/32	1/8
1/4-28	7/16-14	0,375	3734-1/4HD	MS51831-202	"X"	7/16-14	0,43	0,447	3600-1/4HT	11/32	3/16
5/16-24	1/2-13	0,437	3734-5/16HD	MS51831-203	29/64	1/2-13	0,50	0,510	3600-5/16HT	13/32	3/16
3/8-24	9/16-12	0,500	3734-3/8HD	MS51831-204	33/64	9/16-12	0,56	0,572	3600-3/8HT	15/32	3/16
7/16-20	5/8-11	0,625	3734-7/16HD	MS51831-205	37/64	5/8-11	0,68	0,635	3600-7/16HT	17/32	3/16
1/2-20	11/16-11NS	0,688	3735-1/2HD	MS51831-206	41/64	11/16-11NS	0,75	0,700	3600-1/2HT	19/32	3/16
1/2-20	3/4-16	0,625	3734-1/2HD	-	45/64	3/4-16	0,68	0,762	3600-1/2HT-3/4	21/32	3/16
9/16-18	3/4-16	0,812	3734-9/16HD	-	45/64	3/4-16	0,94	0,762	3600-9/16HT-3/4	21/32	3/16
9/16-18	13/16-16	0,812	3735-9/16HD	MS51831-207	49/64	13/16-16	0,94	0,822	3600-9/16HT	23/32	3/16
5/8-18	7/8-14	0,875	3734-5/8HD	MS51831-208	53/64	7/8-14	1,00	0,885	3600-5/8HT	25/32	3/16
3/4-16	1-1/8-12	1,125	3734-3/4HD	MS51831-209	1-1/16	1-1/8-12	1,31	1,145	3600-3/4HT	31/32	5/16
7/8-14	1-1/4-12	1,250	3734-7/8HD	MS51831-210	1-3/16	1-1/4-12	1,44	1,270	3600-7/8HT	1-3/32	5/16
1-12	1-3/8-12	1,375	3734-1HD	MS51831-211	1-5/16	1-3/8-12	1,56	1,395	3600-1HT	1-7/32	5/16



INSERTS
UN

INSERTI
IN POLLICI

INSERTS
UNIFIÉS

EINSÄTZE
ZOLL

INSERTOS
UN

loksert

STAINLESS STEEL AISI303

HEAVY DUTY THREAD LOCKING

ACCIAIO INOX AISI303

HEAVY DUTY THREAD LOCKING

ACIER INOXIDABLE AISI303

PAROIE RENFORCÉE BLOCAGE DE FILETAGE

EDELSTAHL

SCHWERLAST GEWINDESICHERUNG

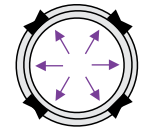

ACERO INOXIDABLE AISI303

PARED REFORZADA BLOQUEO DE ROSCA




UN – HEAVY DUTY STAINLESS STEEL BULK INSERTS

INSERT					INSTALLATION					REMOVAL		
3B	2A	INCH	PART #	MS #	INCH	2B	INCH	INCH	PART #	R1 INCH	R2 INCH	
UNJC	UNC											
8-32	5/16-18	0,312	3732-8GHDL		"I"	5/16-18	0,37	0,323	3600-8GHT	7/32	1/8	
10-24	3/8-16	0,312	3732-10GHDL		"Q"	3/8-16	0,37	0,385	3600-10GHT	9/32	1/8	
1/4-20	7/16-14	0,375	3732-1/4HDL		"X"	7/16-14	0,43	0,447	3600-1/4HT	11/32	3/16	
5/16-18	1/2-13	0,437	3732-5/16HDL			29/64	1/2-13	0,50	0,510	3600-5/16HT	13/32	3/16
3/8-16	9/16-12	0,500	3732-3/8HDL			33/64	9/16-12	0,56	0,572	3600-3/8HT	15/32	3/16
7/16-14	5/8-11	0,625	3732-7/16HDL			37/64	5/8-11	0,68	0,635	3600-7/16HT	17/32	3/16
1/2-13	11/16-11NS	0,688	3732-1/2HDL			41/64	11/16-11NS	0,75	0,700	3600-1/2HT	19/32	3/16
9/16-12	13/16-16	0,812	3732-9/16HDL			49/64	13/16-16	0,94	0,822	3600-9/16HT	23/32	3/16
5/8-11	7/8-14	0,875	3732-5/8HDL			53/64	7/8-14	1,00	0,885	3600-5/8HT	25/32	3/16
3/4-10	1-1/8-12	1,125	3732-3/4HDL			1-1/16	1-1/8-12	1,31	1,145	3600-3/4HT	31/32	5/16
7/8-9	1-1/4-12	1,250	3732-7/8HDL			1-3/16	1-1/4-12	1,44	1,270	3600-7/8HT	1-3/32	5/16
1-8	1-3/8-12	1,375	3732-1HDL			1-5/16	1-3/8-12	1,56	1,395	3600-1HT	1-7/32	5/16
UNJF	UNC											
10-32	3/8-16	0,312	3734-10GHDL		"Q"	3/8-16	0,37	0,385	3600-10GHT	9/32	1/8	
1/4-28	7/16-14	0,375	3734-1/4HDL		"X"	7/16-14	0,43	0,447	3600-1/4HT	11/32	3/16	
5/16-24	1/2-13	0,437	3734-5/16HDL			29/64	1/2-13	0,50	0,510	3600-5/16HT	13/32	3/16
3/8-24	9/16-12	0,500	3734-3/8HDL			33/64	9/16-12	0,56	0,572	3600-3/8HT	15/32	3/16
7/16-20	5/8-11	0,625	3734-7/16HDL			37/64	5/8-11	0,68	0,635	3600-7/16HT	17/32	3/16
1/2-20	11/16-11NS	0,688	3734-1/2HDL			41/64	11/16-11NS	0,75	0,700	3600-1/2HT	19/32	3/16
9/16-18	13/16-16	0,812	3734-9/16HDL			49/64	13/16-16	0,94	0,822	3600-9/16HT	23/32	3/16
5/8-18	7/8-14	0,875	3734-5/8HDL			53/64	7/8-14	1,00	0,885	3600-5/8HT	25/32	3/16
3/4-16	1-1/8-12	1,125	3734-3/4HDL			1-1/16	1-1/8-12	1,31	1,145	3600-3/4HT	31/32	5/16
7/8-14	1-1/4-12	1,250	3734-7/8HDL			1-3/16	1-1/4-12	1,44	1,270	3600-7/8HT	1.3/32	5/16
1-12	1-3/8-12	1,375	3734-1HDL			1-5/16	1-3/8-12	1,56	1,395	3600-1HT	1.7/32	5/16



INTERNAL
THREAD
LOCKING

STAINLESS STEEL AISI303	EXTRA HEAVY DUTY
ACCIAIO INOX AISI303	EXTRA HEAVY DUTY
ACIER INOXIDABLE AISI303	MUR EXTRA RENFORCÉ
EDELSTAHL	EXTRA SCHWER BELASTBAR
ACERO INOXIDABLE AISI303	PARED EXTRA REFORZADA


UN – EXTRA HEAVY DUTY STAINLESS STEEL BULK INSERTS

INSERT					INSTALLATION					REMOVAL	
3B	2A	INCH	PART #	MS #	INCH	2B	INCH	INCH	PART #	R1 INCH	R2 INCH
UNJC		UNC									
10-24	7/16-14	0,312	3732-10GXHD	MS51832-101	"X"	7/16-14	0,37	0,44	3632-10GXHDT	11/32	3/16
1/4-20	1/2-13	0,375	3732-1/4XHHD	MS51832-102	29/64	1/2-13	0,43	0,51	3632-1/4XHDT	13/32	3/16
5/16-18	9/16-12	0,437	3732-5/16XHHD	MS51832-103	33/64	9/16-12	0,50	0,57	3632-5/16XHDT	15/32	3/16
3/8-16	5/8-11	0,500	3732-3/8XHHD	MS51832-104	37/64	5/8-11	0,56	0,63	3632-3/8XHDT	17/32	3/16
7/16-14	11/16-11NS	0,625	3732-7/16XHHD	MS51832-105	41/64	11/16-11NS	0,75	0,70	3632-7/16XHDT	19/32	3/16
1/2-13	13/16-16	0,688	3732-1/2XHHD	MS51832-106	49/64	13/16-16	0,75	0,82	3632-1/2XHDT	23/32	3/16
9/16-12	7/8-14	0,812	3732-9/16XHHD	MS51832-107	53/64	7/8-14	0,94	0,88	3632-9/16XHDT	23/32	3/16
5/8-11	1-12	0,875	3732-5/8XHHD	MS51832-108	15/16	1-12	1,00	1,02	3632-5/8XHDT	27/32	5/16
3/4-10	1.1/4-12	1,125	3732-3/4XHHD	MS51832-109	1.3/16	1.1/4-12	1,31	1,27	3632-3/4XHDT	1-3/32	5/16
7/8-9	1.3/8-12	1,250	3732-7/8XHHD	MS51832-110	1.5/16	1.3/8-12	1,44	1,39	3632-7/8XHDT	1-7/32	5/16
1-8	1.1/2-12	1,375	3732-1XHHD	MS51832-111	1.7/16	1.1/2-12	1,56	1,52	3632-1XHDT	1-11/32	5/16
UNJF		UNC									
10-32	7/16-14	0,312	3734-10GXHD	MS51832-201	"X"	7/16-14	0,37	0,44	3634-10GXHDT	11/32	3/16
1/4-28	1/2-13	0,375	3734-1/4XHHD	MS51832-202	29/64	1/2-13	0,43	0,51	3634-1/4XHDT	13/32	3/16
5/16-24	9/16-12	0,437	3734-5/16XHHD	MS51832-203	33/64	9/16-12	0,50	0,57	3634-5/16XHDT	15/32	3/16
3/8-24	5/8-11	0,500	3734-3/8XHHD	MS51832-204	37/64	5/8-11	0,56	0,63	3634-3/8XHDT	17/32	3/16
7/16-20	11/16-11NS	0,625	3734-7/16XHHD	MS51832-205	41/64	11/16-11NS	0,75	0,70	3634-7/16XHDT	19/32	3/16
1/2-20	13/16-16	0,688	3734-1/2XHHD	MS51832-206	49/64	13/16-16	0,75	0,82	3634-1/2XHDT	23/32	3/16
9/16-18	7/8-14	0,812	3734-9/16XHHD	MS51832-207	53/64	7/8-14	0,94	0,88	3634-9/16XHDT	23/32	3/16
5/8-18	1-12	0,875	3734-5/8XHHD	MS51832-208	15/16	1-12	1,00	1,02	3634-5/8XHDT	27/32	5/16
3/4-16	1.1/4-12	1,125	3734-3/4XHHD	MS51832-209	1.3/16	1.1/4-12	1,31	1,27	3634-3/4XHDT	1.3/32	5/16
7/8-14	1.3/8-12	1,250	3734-7/8XHHD	MS51832-210	1.5/16	1.3/8-12	1,44	1,39	3634-7/8XHDT	1.7/32	5/16
1-12	1.1/2-12	1,375	3734-1XHHD	MS51832-211	1.7/16	1.1/2-12	1,56	1,52	3634-1XHDT	1.11/32	5/16



INSERTS
METRIC

INSERTI
METRICI

INSERTS
MÉTRIQUE

METRISCHE
EINSÄTZE

INSERTOS
MEDIDA MÉTRICA

loksert

STAINLESS STEEL AISI303 SOLID

ACCIAIO INOX AISI303	SOLIDO
ACIER INOXIDABLE AISI303	SOLIDE
EDELSTAHL	FEST
ACERO INOXIDABLE AISI303	SÓLIDO




METRIC – SOLID STAINLESS STEEL BULK INSERTS

INSERT			INSTALLATION					REMOVAL	
6g	MM	PART #	MM	6H	MM	MM	PART #	R1 MM	R2 MM
METRIC COARSE									
M8 X 1,25	8,00	3720-8.00SOLID	6,90	M8 X 1,25	9,50	8,25	3620-8.00SOLIDT	5,50	4,00
METRIC FINE									
M10 X 1,25	10,00	3721-10.00SOLID	8,80	M10 X 1,25	12,50	10,25	3621-10.00SOLIDT	7,50	4,75
M12 X 1,25	12,00	3721-12.00SOLID	10,80	M12 X 1,25	14,50	12,25	3621-12.00SOLIDT	9,50	4,75
M14 X 1,5	14,00	3721-14.00SOLID	12,80	M14 X 1,5	16,50	14,25	3621-14.00SOLIDT	11,50	4,75
M16 X 1,5	16,00	3721-16.00SOLID	14,75	M16 X 1,5	18,50	16,25	3621-16.00SOLIDT	13,50	4,75
M18 X 1,5	18,00	3721-18.00SOLID	16,75	M18 X 1,5	20,50	18,25	3621-18.00SOLIDT	15,50	4,75
M20 X 1,5	20,00	3721-20.00SOLID	18,75	M20 X 1,5	22,50	20,25	3621-20.00SOLIDT	17,50	4,75
M22 X 1,5	22,00	3721-22.00SOLID	20,50	M22 X 1,5	24,50	22,25	3621-22.00SOLIDT	17,75	6,35
M24 X 1,5	24,00	3721-24.00SOLID	22,50	M24 X 1,5	26,50	24,25	3621-24.00SOLIDT	19,75	6,35
M30 X 2,0	30,00	3721-30.00SOLID	28,00	M30 X 2,0	34,50	30,25	3621-30.00SOLIDT	25,75	6,35
M32 X 2,0	32,00	3721-32.00SOLID	30,00	M32 X 2,0	36,50	32,25	3621-32.00SOLIDT	27,75	6,35
M33 X 2,0	33,00	3721-33.00SOLID	31,00	M33 X 2,0	37,50	33,25	3621-33.00SOLIDT	28,75	6,35


STAINLESS STEEL AISI303	SOLID
ACCIAIO INOX AISI303	SOLIDO
ACIER INOXIDABLE AISI303	SOLIDE
EDELSTAHL	FEST
ACERO INOXIDABLE AISI303	SÓLIDO


UN – SOLID STAINLESS STEEL BULK INSERTS

INSERT			INSTALLATION					REMOVAL	
2A	INCH	PART #	INCH	2B	INCH	INCH	PART #	R1 INCH	R2 INCH
UNC									
5/16-18	0,310	3732-5/16SOLID	"I"	5/16-18	0,37	0,32	3632-5/16SOLIDT	7/32	1/8
3/8-16	0,310	3732-3/8SOLID	"Q"	3/8-16	0,37	0,38	3632-3/8SOLIDT	9/32	1/8
7/16-14	0,370	3732-7/16SOLID	"X"	7/16-14	0,37	0,44	3632-7/16SOLIDT	11/32	3/16
1/2-13	0,430	3732-1/2SOLID	29/64	1/2-13	0,43	0,50	3632-1/2SOLIDT	13/32	3/16
9/16-12	0,500	3732-9/16SOLID	33/64	9/16-12	0,50	0,57	3632-9/16SOLIDT	15/32	3/16
5/8-11	0,620	3732-5/8SOLID	37/64	5/8-11	0,56	0,63	3632-5/8SOLIDT	17/32	3/16
11/16-11NS	0,680	3732-11/16-11SOLID	41/64	11/16-11NS	0,75	0,70	3734-11/16SOLIDT	19/32	3/16
UNF									
3/4-16	0,680	3734-3/4SOLID	45/64	3/4-16	0,75	0,76	3634-3/4SOLIDT	21/32	3/16
13/16-16	0,810	3734-13/16-16SOLID	49/64	13/16-16	0,94	0,82	3634-13/16SOLIDT	23/32	3/16
7/8-14	0,870	3734-7/8SOLID	53/64	7/8-14	1,00	0,88	3634-7/8SOLIDT	25/32	5/16
1-12	0,870	3734-1SOLID	15/16	1-12	1,00	1,02	3634-1SOLIDT	27/32	5/16
1.1/8-12	1,120	3734-1.1/8SOLID	1.1/16	1.1/8-12	1,31	1,14	3634-1.1/8SOLIDT	31/32	5/16
1.1/4-12	1,250	3734-1.1/4SOLID	1.3/16	1.1/4-12	1,44	1,27	3634-1.1/4SOLIDT	1.3/32	5/16
1.3/8-12	1,370	3734-1.3/8SOLID	1.5/16	1.3/8-12	1,56	1,39	3634-1.3/8SOLIDT	1.7/32	5/16



CARBON STEEL C1215	THIN WALL
ACCIAIO AL CARBONIO C1215	THIN WALL
ACIER CARBONE C1215	PAROI FINE
KOHLENSTOFFSTAHL	DÜNNWANDIG
ACERO AL CARBONO C1215	PARED DELGADA



METRIC – THIN WALL CARBON STEEL BULK INSERTS

INSERT				INSTALLATION					REMOVAL	
6H	6g	MM	PART #	MM	6H	MM	MM	PART #	R1 MM	R2 MM
METRIC COARSE										
M5 X 0,8	M8 X 1,25	8,00	3620-5.00TW	6,90	M8 X 1,25	9,50	8,25	3600-5.00TT	5,50	4,00
M6 X 1	M10 X 1,25	10,00	3620-6.00TW	8,80	M10 X 1,25	11,50	10,25	3600-6.00TT	7,50	4,75
M8 X 1,25	M12 X 1,25	12,00	3620-8.00TW	10,80	M12 X 1,25	13,50	12,25	3600-8.00TT	9,50	4,75
M10 X 1,5	M14 X 1,5	14,00	3620-10.00TW	12,80	M14 X 1,5	15,50	14,25	3600-10.00TT	11,50	4,75
M12 X 1,75	M16 X 1,5	16,00	3620-12.00TW	14,75	M16 X 1,5	17,50	16,25	3600-12.00TT	13,50	4,75
METRIC FINE										
M8 X 1	M12 X 1,25	12,00	3621-8.00TW	10,80	M12 X 1,25	13,50	12,25	3600-8.00TT	9,50	4,75
M10 X 1,25	M14 X 1,5	14,00	3621-10.00TW	12,80	M14 X 1,5	15,50	14,25	3600-10.00TT	11,50	4,75
M12 X 1,25	M16 X 1,5	16,00	3621-12.00TW	14,75	M16 X 1,5	17,50	16,25	3600-12.00TT	13,50	4,75


CARBON STEEL C1215	HEAVY DUTY
ACCIAIO AL CARBONIO C1215	HEAVY DUTY
ACIER CARBONE C1215	PAROI RENFORCÉE
KOHLENSTOFFSTAHL	SCHWERLAST
ACERO AL CARBONO C1215	PARED REFORZADA



METRIC – HEAVY DUTY CARBON STEEL BULK INSERTS

INSERT				INSTALLATION					REMOVAL	
6H	6g	MM	PART #	MM	6H	MM	MM	PART #	R1 MM	R2 MM
METRIC COARSE										
M4 X 0,7	M8 X 1,25	8,00	3620-4.00HD	6,90	M8 X 1,25	9,50	8,25	3600-4.00HT	5,50	4,00
M5 X 0,8	M10 X 1,25	10,00	3620-5.00HD	8,80	M10 X 1,25	12,50	10,25	3600-5.00HT	7,50	4,75
M6 X 1	M12 X 1,25	12,00	3620-6.00HD	10,80	M12 X 1,25	14,50	12,25	3600-6.00HT	9,50	4,75
M8 X 1,25	M14 X 1,5	14,00	3620-8.00HD	12,80	M14 X 1,5	16,50	14,25	3600-8.00HT	11,50	4,75
M10 X 1,5	M16 X 1,5	16,00	3620-10.00HD	14,75	M16 X 1,5	18,50	16,25	3600-10.00HT	13,50	4,75
M12 X 1,75	M18 X 1,5	18,00	3620-12.00HD	16,75	M18 X 1,5	20,50	18,25	3600-12.00HT	15,50	4,75
M14 X 2	M20 X 1,5	20,00	3620-14.00HD	18,75	M20 X 1,5	22,50	20,25	3600-14.00HT	17,50	4,75
M16 X 2	M22 X 1,5	22,00	3620-16.00HD	20,50	M22 X 1,5	24,50	22,25	3600-16.00HT	17,75	6,35
M20 X 2,5	M30 X 2	30,00	3620-20.00HD	28,00	M30 X 2	34,50	30,25	3600-20.00HT	25,75	6,35
M24 X 3	M33 X 2	33,00	3620-24.00HD	31,00	M33 X 2	37,50	33,25	3600-24.00HT	28,75	6,35
METRIC FINE										
M8 X 1	M14 X 1,5	14,00	3621-8.00HD	12,80	M14 X 1,5	16,50	14,25	3600-8.00HT	11,50	4,75
M10 X 1,25	M16 X 1,5	16,00	3621-10.00HD	14,75	M16 X 1,5	18,50	16,25	3600-10.00HT	13,50	4,75
M12 X 1,25	M18 X 1,5	18,00	3621-12.00HD	16,75	M18 X 1,5	20,50	18,25	3600-12.00HT	15,50	4,75
M14 X 1,5	M20 X 1,5	20,00	3621-14.00HD	18,75	M20 X 1,5	22,50	20,25	3600-14.00HT	17,50	4,75
M16 X 1,5	M22 X 1,5	22,00	3621-16.00HD	20,50	M22 X 1,5	24,50	22,25	3600-16.00HT	17,75	6,35
M18 X 1,5	M24 X 1,5	24,00	3621-18.00HD	22,50	M24 X 1,5	26,50	24,25	3600-18.00HT	19,75	6,35
M20 X 1,5	M30 X 2	30,00	3621-20.00HD	28,00	M30 X 2	34,50	30,25	3600-20.00HT	25,75	6,35
M22 X 1,5	M32 X 2	32,00	3621-22.00HD	30,00	M32 X 2	36,50	32,25	3600-22.00HT	27,75	6,35
M24 X 2	M33 X 2	33,00	3621-24.00HD	31,00	M33 X 2	37,50	33,25	3600-24.00HT	28,75	6,35

CARBON STEEL C1215	THIN WALL
ACCIAIO AL CARBONIO C1215	THIN WALL
ACIER CARBONE C1215	PAROI FINE
KOHLENSTOFFSTAHL	DÜNNWANDIG
ACERO AL CARBONO C1215	PARED DELGADA


UN – THIN WALL CARBON STEEL BULK INSERTS

INSERT				INSTALLATION					REMOVAL	
3B	2A	INCH	PART #	INCH	2B	INCH	INCH	PART #	R1 INCH	R2 INCH
UNJC	UNC									
10-24	5/16-18	0,312	3632-10GTW	"I"	5/16-18	0,37	0,323	3600-10GTT	7/32	5/32
1/4-20	3/8-16	0,375	3632-1/4TW	"Q"	3/8-16	0,43	0,385	3600-1/4TT	9/32	3/16
5/16-18	7/16-14	0,437	3632-5/16TW	"X"	7/16-14	0,50	0,447	3600-5/16TT	11/32	3/16
3/8-16	1/2-13	0,500	3632-3/8TW	29/64	1/2-13	0,56	0,510	3600-3/8TT	13/32	3/16
7/16-14	9/16-12	0,562	3632-7/16TW	33/64	9/16-12	0,62	0,572	3600-7/16TT	15/32	3/16
1/2-13	5/8-11	0,625	3632-1/2TW	37/64	5/8-11	0,68	0,635	3600-1/2TT	17/32	3/16
UNJF	UNC									
10-32	5/16-18	0,312	3634-10GTW	"I"	5/16-18	0,37	0,323	3600-10GTT	7/32	5/32
1/4-28	3/8-16	0,375	3634-1/4TW	"Q"	3/8-16	0,43	0,385	3600-1/4TT	9/32	3/16
5/16-24	7/16-14	0,437	3634-5/16TW	"X"	7/16-14	0,50	0,447	3600-5/16TT	11/32	3/16
3/8-24	1/2-13	0,500	3634-3/8TW	29/64	1/2-13	0,56	0,510	3600-3/8TT	13/32	3/16
7/16-20	9/16-12	0,562	3634-7/16TW	33/64	9/16-12	0,62	0,572	3600-7/16TT	15/32	3/16
1/2-20	5/8-11	0,625	3634-1/2TW	37/64	5/8-11	0,68	0,635	3600-1/2TT	17/32	3/16

CARBON STEEL C1215	HEAVY DUTY
ACCIAIO AL CARBONIO C1215	HEAVY DUTY
ACIER CARBONE C1215	PAROI RENFORCÉE
KOHLENSTOFFSTAHL	SCHWERLAST
ACERO AL CARBONO C1215	PARED REFORZADA


UN – HEAVY DUTY CARBON STEEL BULK INSERTS

INSERT				INSTALLATION					REMOVAL	
3B	2A	INCH	PART #	INCH	2B	INCH	INCH	PART #	R1 INCH	R2 INCH
UNJC	UNC									
8-32	5/16-18	0,312	3632-8GHD	"I"	5/16-18	0,37	0,323	3600-8GHT	7/32	1/8
10-24	3/8-16	0,312	3632-10GHD	"Q"	3/8-16	0,37	0,385	3600-10GHT	9/32	1/8
1/4-20	7/16-14	0,375	3632-1/4HD	"X"	7/16-14	0,43	0,447	3600-1/4HT	11/32	3/16
5/16-18	1/2-13	0,437	3632-5/16HD	29/64	1/2-13	0,50	0,510	3600-5/16HT	13/32	3/16
3/8-16	9/16-12	0,500	3632-3/8HD	33/64	9/16-12	0,56	0,572	3600-3/8HT	15/32	3/16
7/16-14	5/8-11	0,625	3632-7/16HD	37/64	5/8-11	0,68	0,635	3600-7/16HT	17/32	3/16
1/2-13	3/4-16	0,625	3632-1/2HD	45/64	3/4-16	0,68	0,762	3600-1/2HT-3/4	21/32	3/16
9/16-12	3/4-16	0,812	3632-9/16HD	45/64	3/4-16	0,94	0,762	3600-9/16HT-3/4	21/32	3/16
5/8-11	7/8-14	0,875	3632-5/8HD	53/64	7/8-14	1,00	0,885	3600-5/8HT	25/32	3/16
3/4-10	1.1/8-12	1,125	3632-3/4HD	1.1/16	1.1/8-12	1,31	1,145	3600-3/4HT	31/32	5/16
7/8-9	1.1/4-12	1,250	3632-7/8HD	1.3/16	1.1/4-12	1,44	1,270	3600-7/8HT	1.3/32	5/16
1-8	1.3/8-12	1,375	3632-1HD	1.5/16	1.3/8-12	1,56	1,395	3600-1HT	1.7/32	5/16
1.1/8-7	1.1/2-12	1,62	3632-1.1/8HD	1.7/16	1.1/2-12	1,84	1,52	3600-1.1/8HT	1.11/32	5/16
1.1/4-7	1.5/8-12	1,81	3632-1.1/4HD	1.9/16	1.5/8-12	2,06	1,64	3600-1.1/4HT	1.15/32	5/16
1.1/2-6	1.7/8-12	2,00	3632-1.1/2HD	1.13/16	1.7/8-12	2,28	1,89	3600-1.1/2HT	1.23/32	5/16
UNJF	UNC									
10-32	3/8-16	0,312	3634-10GHD	"Q"	3/8-16	0,37	0,385	3600-10GHT	9/32	1/8
1/4-28	7/16-14	0,375	3634-1/4HD	"X"	7/16-14	0,43	0,447	3600-1/4HT	11/32	3/16
5/16-24	1/2-13	0,437	3634-5/16HD	29/64	1/2-13	0,50	0,510	3600-5/16HT	13/32	3/16
3/8-24	9/16-12	0,500	3634-3/8HD	33/64	9/16-12	0,56	0,572	3600-3/8HT	15/32	3/16
7/16-20	5/8-11	0,625	3634-7/16HD	37/64	5/8-11	0,68	0,635	3600-7/16HT	17/32	3/16
1/2-20	3/4-16	0,625	3634-1/2HD	45/64	3/4-16	0,68	0,762	3600-1/2HT-3/4	21/32	3/16
9/16-18	3/4-16	0,812	3634-9/16HD	45/64	3/4-16	0,94	0,762	3600-9/16HT-3/4	21/32	3/16
5/8-18	7/8-14	0,875	3634-5/8HD	53/64	7/8-14	1,00	0,885	3600-5/8HT	25/32	3/16
3/4-16	1.1/8-12	1,125	3634-3/4HD	1.1/16	1.1/8-12	1,31	1,145	3600-3/4HT	31/32	5/16
7/8-14	1.1/4-12	1,250	3634-7/8HD	1.3/16	1.1/4-12	1,44	1,270	3600-7/8HT	1.3/32	5/16
1-12	1.3/8-12	1,375	3634-1HD	1.5/16	1.3/8-12	1,56	1,395	3600-1HT	1.7/32	5/16
1-14	1.3/8-12	1,375	3635-1HD	1.5/16	1.3/8-12	1,56	1,395	3600-1HT	1.7/32	5/16
1.1/8-12	1.1/2-12	1,62	3634-1.1/8HD	1.7/16	1.1/2-12	1,84	1,52	3600-1.1/8HT	1.11/32	5/16
1.1/4-12	1.5/8-12	1,81	3634-1.1/4HD	1.9/16	1.5/8-12	2,06	1,64	3600-1.1/4HT	1.15/32	5/16
1.1/2-12	1.7/8-12	2,00	3634-1.1/2HD	1.13/16	1.7/8-12	2,28	1,89	3600-1.1/2HT	1.23/32	5/16

INSERTS
UN

INSERTI
IN POLLICI

INSERTS
UNIFIÉS

EINSÄTZE
ZOLL

INSERTOS
UN

loksert

CARBON STEEL C1215	EXTRA HEAVY DUTY
ACCIAIO AL CARBONIO C1215	EXTRA HEAVY DUTY
ACIER CARBONE C1215	MUR EXTRA RENFORCÉ
KOHLENSTOFFSTAHL	EXTRA SCHWER BELASTBAR
ACERO AL CARBONO C1215	PARED EXTRA REFORZADA



UN – EXTRA HEAVY DUTY CARBON STEEL BULK INSERTS

INSERT				INSTALLATION					REMOVAL	
3B	2A	INCH	PART #	INCH	2B	INCH	INCH	PART #	R1 INCH	R2 INCH
UNJC	UNC									
6-32	5/16-18	0,310	3632-6GXHD	"I"	5/16-18	0,37	0,32	3632-6GXHDT	7/32	1/8
8-32	3/8-16	0,310	3632-8GXHD	"Q"	3/8-16	0,37	0,38	3632-8GXHDT	9/32	3/16
10-24	7/16-14	0,312	3632-10GXHD	"X"	7/16-14	0,37	0,44	3632-10GXHDT	11/32	3/16
1/4-20	1/2-13	0,375	3632-1/4XHD	29/64	1/2-13	0,43	0,51	3632-1/4XHDT	13/32	3/16
5/16-18	9/16-12	0,437	3632-5/16XHD	33/64	9/16-12	0,50	0,57	3632-5/16XHDT	15/32	3/16
3/8-16	5/8-11	0,500	3632-3/8XHD	37/64	5/8-11	0,56	0,63	3632-3/8XHDT	17/32	3/16
7/16-14	11/16-11NS	0,625	3632-7/16XHD	41/64	11/16-11NS	0,75	0,70	3632-7/16XHDT	19/32	3/16
1/2-13	13/16-16	0,688	3632-1/2XHD	49/64	13/16-16	0,75	0,82	3632-1/2XHDT	23/32	3/16
9/16-12	7/8-14	0,812	3632-9/16XHD	53/64	7/8-14	0,94	0,88	3632-9/16XHDT	23/32	3/16
5/8-11	1-12	0,875	3632-5/8XHD	15/16	1-12	1,00	1,02	3632-5/8XHDT	27/32	5/16
3/4-10	1.1/4-12	1,125	3632-3/4XHD	1.3/16	1.1/4-12	1,31	1,27	3632-3/4XHDT	1.3/32	5/16
7/8-9	1.3/8-12	1,250	3632-7/8XHD	1.5/16	1.3/8-12	1,44	1,39	3632-7/8XHDT	1.7/32	5/16
1-8	1.1/2-12	1,375	3632-1XHD	1.7/16	1.1/2-12	1,56	1,52	3632-1XHDT	1.11/32	5/16
UNJF	UNC									
10-32	7/16-14	0,312	3634-10GXHD	"X"	7/16-14	0,37	0,44	3634-10GXHDT	11/32	3/16
1/4-28	1/2-13	0,375	3634-1/4XHD	29/64	1/2-13	0,43	0,51	3634-1/4XHDT	13/32	3/16
5/16-24	9/16-12	0,437	3634-5/16XHD	33/64	9/16-12	0,50	0,57	3634-5/16XHDT	15/32	3/16
3/8-24	5/8-11	0,500	3634-3/8XHD	37/64	5/8-11	0,56	0,63	3634-3/8XHDT	17/32	3/16
7/16-20	11/16-11NS	0,625	3634-7/16XHD	41/64	11/16-11NS	0,75	0,70	3634-7/16XHDT	19/32	3/16
1/2-20	13/16-16	0,688	3634-1/2XHD	49/64	13/16-16	0,75	0,82	3634-1/2XHDT	23/32	3/16
9/16-18	7/8-14	0,812	3634-9/16XHD	53/64	7/8-14	0,94	0,88	3634-9/16XHDT	23/32	3/16
5/8-18	1-12	0,875	3634-5/8XHD	15/16	1-12	1,00	1,02	3634-5/8XHDT	27/32	5/16
3/4-16	1.1/4-12	1,125	3634-3/4XHD	1.3/16	1.1/4-12	1,31	1,27	3634-3/4XHDT	1.3/32	5/16
7/8-14	1.3/8-12	1,250	3634-7/8XHD	1.5/16	1.3/8-12	1,44	1,39	3634-7/8XHDT	1.7/32	5/16
1-12	1.1/2-12	1,375	3634-1XHD	1.7/16	1.1/2-12	1,56	1,52	3634-1XHDT	1.11/32	5/16



CARBON STEEL C1215	SOLID
ACCIAIO AL CARBONIO C1215	SOLIDO
ACIER CARBONE C1215	SOLIDE
KOHLENSTOFFSTAHL	FEST
ACERO AL CARBONO C1215	SÓLIDO



UN – SOLID CARBON STEEL BULK INSERTS									
INSERT			INSTALLATION					REMOVAL	
6g	MM	PART #	MM	6H	MM	MM	PART #	R1 MM	R2 MM
METRIC COARSE									
M8 X 1,25	8,00	3720-8.00SOLID	6,90	M8 X 1,25	9,50	8,25	3620-8.00SOLIDT	5,50	4,00
METRIC FINE									
M10 X 1,25	10,00	3721-10.00SOLID	8,80	M10 X 1,25	12,50	10,25	3621-10.00SOLIDT	7,50	4,75
M12 X 1,25	12,00	3721-12.00SOLID	10,80	M12 X 1,25	14,50	12,25	3621-12.00SOLIDT	9,50	4,75
M14 X 1,5	14,00	3721-14.00SOLID	12,80	M14 X 1,5	16,50	14,25	3621-14.00SOLIDT	11,50	4,75
M16 X 1,5	16,00	3721-16.00SOLID	14,75	M16 X 1,5	18,50	16,25	3621-16.00SOLIDT	13,50	4,75
M18 X 1,5	18,00	3721-18.00SOLID	16,75	M18 X 1,5	20,50	18,25	3621-18.00SOLIDT	15,50	4,75
M20 X 1,5	20,00	3721-20.00SOLID	18,75	M20 X 1,5	22,50	20,25	3621-20.00SOLIDT	17,50	4,75
M22 X 1,5	22,00	3721-22.00SOLID	20,50	M22 X 1,5	24,50	22,25	3621-22.00SOLIDT	17,75	6,35
M24 X 1,5	24,00	3721-24.00SOLID	22,50	M24 X 1,5	26,50	24,25	3621-24.00SOLIDT	19,75	6,35
M30 X 2,0	30,00	3721-30.00SOLID	28,00	M30 X 2,0	34,50	30,25	3621-30.00SOLIDT	25,75	6,35
M32 X 2,0	32,00	3721-32.00SOLID	30,00	M32 X 2,0	36,50	32,25	3621-32.00SOLIDT	27,75	6,35
M33 X 2,0	33,00	3721-33.00SOLID	31,00	M33 X 2,0	37,50	33,25	3621-33.00SOLIDT	28,75	6,35

CARBON STEEL C1215	SOLID
ACCIAIO AL CARBONIO C1215	SOLIDO
ACIER CARBONE C1215	SOLIDE
KOHLENSTOFFSTAHL	FEST
ACERO AL CARBONO C1215	SÓLIDO



UN – SOLID CARBON STEEL BULK INSERTS									
INSERT			INSTALLATION					REMOVAL	
2A	INCH	PART #	INCH	2B	INCH	INCH	PART #	R1 INCH	R2 INCH
UNC									
5/16-18	0,310	3732-5/16SOLID	"I"	5/16-18	0,37	0,32	3632-5/16SOLIDT	7/32	1/8
3/8-16	0,310	3732-3/8SOLID	"Q"	3/8-16	0,37	0,38	3632-3/8SOLIDT	9/32	1/8
7/16-14	0,370	3732-7/16SOLID	"X"	7/16-14	0,37	0,44	3632-7/16SOLIDT	11/32	3/16
1/2-13	0,430	3732-1/2SOLID	29/64	1/2-13	0,43	0,50	3632-1/2SOLIDT	13/32	3/16
9/16-12	0,500	3732-9/16SOLID	33/64	9/16-12	0,50	0,57	3632-9/16SOLIDT	15/32	3/16
5/8-11	0,620	3732-5/8SOLID	37/64	5/8-11	0,56	0,63	3632-5/8SOLIDT	17/32	3/16
11/16-11NS	0,680	3732-11/16-11SOLID	41/64	11/16-11NS	0,75	0,70	3734-11/16SOLIDT	19/32	3/16
UNF									
3/4-16	0,680	3734-3/4SOLID	45/64	3/4-16	0,75	0,76	3634-3/4SOLIDT	21/32	3/16
13/16-16	0,810	3734-13/16-16SOLID	49/64	13/16-16	0,94	0,82	3634-13/16SOLIDT	23/32	3/16
7/8-14	0,870	3734-7/8SOLID	53/64	7/8-14	1,00	0,88	3634-7/8SOLIDT	25/32	5/16
1-12	0,870	3734-1SOLID	15/16	1-12	1,00	1,02	3634-1SOLIDT	27/32	5/16
1.1/8-12	1,120	3734-1.1/8SOLID	1.1/16	1.1/8-12	1,31	1,14	3634-1.1/8SOLIDT	31/32	5/16
1.1/4-12	1,250	3734-1.1/4SOLID	1.3/16	1.1/4-12	1,44	1,27	3634-1.1/4SOLIDT	1.3/32	5/16
1.3/8-12	1,370	3734-1.3/8SOLID	1.5/16	1.3/8-12	1,56	1,39	3634-1.3/8SOLIDT	1.7/32	5/16

KITS
METRIC

KIT
METRICI


COFFRET
MÉTRIQUE

EINBAUSATZ
METRISCH

JUEGOS
EN MEDIDAS MÉTRICAS

loksert


STAINLESS STEEL AISI303	THIN WALL KITS
ACCIAIO INOX AISI303	KIT THIN WALL
ACIER INOXIDABLE AISI303	COFFRET PAROIE FINE
EDELSTAHL	DÜNNWANDIGE EINBAUSÄTZE
ACERO INOXIDABLE AISI303	JUEGOS EN PARED DELGADA



METRIC – THIN WALL STAINLESS STEEL INSERT KITS

INSERT				INCLUDED IN KIT				NOT INCLUDED
5H	4h	MM	PART #	#	MM	6H	PART #	MM
METRIC COARSE								
M5 X 0,8	M8 X 1,25	8,00	3720-5.00TWK	5	6,90	M8 X 1,25	3600-5.00TT	8,25
M6 X 1	M10 X 1,25	10,00	3720-6.00TWK	5	8,80	M10 X 1,25	3600-6.00TT	10,25
M8 X 1,25	M12 X 1,25	12,00	3720-8.00TWK	5	10,80	M12 X 1,25	3600-8.00TT	12,25
M10 X 1,5	M14 X 1,5	14,00	3720-10.00TWK	5	12,80	M14 X 1,5	3600-10.00TT	14,25
M12 X 1,75	M16 X 1,5	16,00	3720-12.00TWK	5	14,75	M16 X 1,5	3600-12.00TT	16,25
METRIC FINE								
M8 X 1	M12 X 1,25	12,00	3721-8.00TWK	5	10,80	M12 X 1,25	3600-8.00TT	12,25
M10 X 1,25	M14 X 1,5	14,00	3721-10.00TWK	5	12,80	M14 X 1,5	3600-10.00TT	14,25
M12 X 1,25	M16 X 1,5	16,00	3721-12.00TWK	5	14,75	M16 X 1,5	3600-12.00TT	16,25

STAINLESS STEEL AISI303	HEAVY DUTY KITS
ACCIAIO INOX AISI303	KIT HEAVY DUTY
ACIER INOXIDABLE AISI303	COFFRET PAROIE RENFORCÉE
EDELSTAHL	SCHWERLAST EINBAUSÄTZE
ACERO INOXIDABLE AISI303	JUEGOS EN PARED REFORZADA



METRIC – HEAVY DUTY STAINLESS STEEL INSERT KITS

INSERT				INCLUDED IN KIT				NOT INCLUDED
5H	4h	MM	PART #	#	MM	6H	PART #	MM
METRIC COARSE								
M5 X 0,8	M10 X 1,25	10,00	3720-5.00HDK	5	8,80	M10 X 1,25	3600-5.00HT	10,25
M6 X 1	M12 X 1,25	12,00	3720-6.00HDK	5	10,80	M12 X 1,25	3600-6.00HT	12,25
M8 X 1,25	M14 X 1,5	14,00	3720-8.00HDK	5	12,80	M14 X 1,5	3600-8.00HT	14,25
M10 X 1,5	M16 X 1,5	16,00	3720-10.00HDK	5	14,75	M16 X 1,5	3600-10.00HT	16,25
M12 X 1,75	M18 X 1,5	18,00	3720-12.00HDK	5	16,75	M18 X 1,5	3600-12.00HT	18,25
M16 X 2	M22 X 1,5	22,00	3720-16.00HDK	5	20,50	M22 X 1,5	3600-16.00HT	22,25
METRIC FINE								
M8 X 1	M14 X 1,5	14,00	3721-8.00HDK	5	12,80	M14 X 1,5	3600-8.00HT	14,25
M10 X 1,25	M16 X 1,5	16,00	3721-10.00HDK	5	14,75	M16 X 1,5	3600-10.00HT	16,25
M12 X 1,25	M18 X 1,5	18,00	3721-12.00HDK	5	16,75	M18 X 1,5	3600-12.00HT	18,25
M16 X 1,5	M22 X 1,5	22,00	3721-16.00HDK	5	20,50	M22 X 1,5	3600-16.00HT	22,25

STAINLESS STEEL AISI303	THIN WALL KITS
ACCIAIO INOX AISI303	KIT THIN WALL
ACIER INOXIDABLE AISI303	COFFRET PAROIE FINE
EDELSTAHL	DÜNNWANDIGE EINBAUSÄTZE
ACERO INOXIDABLE AISI303	JUEGOS EN PARED DELGADA


UN – THIN WALL STAINLESS STEEL INSERT KITS

INSERT				INCLUDED IN KIT				NOT INCLUDED
3B	2A	INCH	PART #	#	INCH	2B	PART #	INCH
UNJC	UNC							
10-24	5/16-18	0.312	3732-10GTWK	5	"I"	5/16-18	3600-10GTT	0,323
1/4-20	3/8-16	0.375	3732-1/4TWK	5	"Q"	3/8-16	3600-1/4TT	0,385
5/16-18	7/16-14	0.437	3732-5/16TWK	5	"X"	7/16-14	3600-5/16TT	0,447
3/8-16	1/2-13	0.500	3732-3/8TWK	5	29/64	1/2-13	3600-3/8TT	0,510
7/16-14	9/16-12	0.562	3732-7/16TWK	5	33/64	9/16-12	3600-7/16TT	0,572
1/2-13	5/8-11	0.625	3732-1/2TWK	5	37/64	5/8-11	3600-1/2TT	0,635
UNJF	UNC							
10-32	5/16-18	0.312	3734-10GTWK	5	"I"	5/16-18	3600-10GTT	0,323
1/4-28	3/8-16	0.375	3734-1/4TWK	5	"Q"	3/8-16	3600-1/4TT	0,385
5/16-24	7/16-14	0.437	3734-5/16TWK	5	"X"	7/16-14	3600-5/16TT	0,447
3/8-24	1/2-13	0.500	3734-3/8TWK	5	29/64	1/2-13	3600-3/8TT	0,510
7/16-20	9/16-12	0.562	3734-7/16TWK	5	33/64	9/16-12	3600-7/16TT	0,572
1/2-20	5/8-11	0.625	3734-1/2TWK	5	37/64	5/8-11	3600-1/2TT	0,635

STAINLESS STEEL AISI303	HEAVY DUTY KITS
ACCIAIO INOX AISI303	KIT HEAVY DUTY
ACIER INOXIDABLE AISI303	COFFRET PAROIE RENFORCÉE
EDELSTAHL	SCHWERLAST EINBAUSÄTZE
ACERO INOXIDABLE AISI303	JUEGOS EN PARED REFORZADA


UN – HEAVY DUTY STAINLESS STEEL INSERT KITS

INSERT				INCLUDED IN KIT				NOT INCLUDED
3B	2A	INCH	PART #	#	INCH	2B	PART #	INCH
UNJC	UNC							
10-24	3/8-16	0.312	3732-10GHDK	5	"Q"	3/8-16	3600-10GHT	0,385
1/4-20	7/16-14	0.375	3732-1/4HDK	5	"X"	7/16-14	3600-1/4HT	0,447
5/16-18	1/2-13	0.437	3732-5/16HDK	5	29/64	1/2-13	3600-5/16HT	0,510
3/8-16	9/16-12	0.500	3732-3/8HDK	5	33/64	9/16-12	3600-3/8HT	0,572
7/16-14	5/8-11	0.625	3732-7/16HDK	5	37/64	5/8-11	3600-7/16HT	0,635
1/2-13	11/16-11NS	0.688	3733-1/2HDK	5	41/64	11/16-11NS	3600-1/2HT	0,700
1/2-13	3/4-16	0.625	3732-1/2HDK	5	45/64	3/4-16	3600-1/2HT-3/4	0,762
9/16-12	3/4-16	0.812	3732-9/16HDK	5	45/64	3/4-16	3600-9/16HT-3/4	0,762
9/16-12	13/16-16	0.812	3733-9/16HDK	5	49/64	13/16-16	3600-9/16HT	0,822
5/8-11	7/8-14	0.875	3732-5/8HDK	5	53/64	7/8-14	3600-5/8HT	0,885
UNJF	UNC							
10-32	3/8-16	0.312	3734-10GHDK	5	"Q"	3/8-16	3600-10GHT	0,385
1/4-28	7/16-14	0.375	3734-1/4HDK	5	"X"	7/16-14	3600-1/4HT	0,447
5/16-24	1/2-13	0.437	3734-5/16HDK	5	29/64	1/2-13	3600-5/16HT	0,510
3/8-24	9/16-12	0.500	3734-3/8HDK	5	33/64	9/16-12	3600-3/8HT	0,572
7/16-20	5/8-11	0.625	3734-7/16HDK	5	37/64	5/8-11	3600-7/16HT	0,635
1/2-20	11/16-11NS	0.688	3735-1/2HDK	5	41/64	11/16-11NS	3600-1/2HT	0,700
1/2-20	3/4-16	0.625	3734-1/2HDK	5	45/64	3/4-16	3600-1/2HT-3/4	0,762
9/16-18	3/4-16	0.812	3734-9/16HDK	5	45/64	3/4-16	3600-9/16HT-3/4	0,762
9/16-18	13/16-16	0.812	3735-9/16HDK	5	49/64	13/16-16	3600-9/16HT	0,822
5/8-18	7/8-14	0.875	3734-5/8HDK	5	53/64	7/8-14	3600-5/8HT	0,885

KITS
METRIC

KIT
METRICI


COFFRET
MÉTRIQUE

EINBAUSATZ
METRISCH

JUEGOS
EN MEDIDAS MÉTRICAS

loksert

CARBON STEEL C1215	THIN WALL KITS
ACCIAIO AL CARBONIO C1215	KIT THIN WALL
ACIER CARBONE C1215	COFFRET PAROIE FINE
KOHLENSTOFFSTAHL	DÜNNWANDIGE EINBAUSÄTZE
ACERO AL CARBONO C1215	JUEGOS EN PARED DELGADA



METRIC – THIN WALL CARBON STEEL INSERT KITS

INSERT				INCLUDED IN KIT				NOT INCLUDED
6H	6g	MM	PART #	#	MM	6H	PART #	MM
METRIC COARSE								
M5 X 0,8	M8 X 1,25	8,00	3620-5.00TWK	5	6,90	M8 X 1,25	3600-5.00TT	8,25
M6 X 1	M10 X 1,25	10,00	3620-6.00TWK	5	8,80	M10 X 1,25	3600-6.00TT	10,25
M8 X 1,25	M12 X 1,25	12,00	3620-8.00TWK	5	10,80	M12 X 1,25	3600-8.00TT	12,25
M10 X 1,5	M14 X 1,5	14,00	3620-10.00TWK	5	12,80	M14 X 1,5	3600-10.00TT	14,25
M12 X 1,75	M16 X 1,5	16,00	3620-12.00TWK	5	14,75	M16 X 1,5	3600-12.00TT	16,25
METRIC FINE								
M8 X 1	M12 X 1,25	12,00	3621-8.00TWK	5	10,80	M12 X 1,25	3600-8.00TT	12,25
M10 X 1,25	M14 X 1,5	14,00	3621-10.00TWK	5	12,80	M14 X 1,5	3600-10.00TT	14,25
M12 X 1,25	M16 X 1,5	16,00	3621-12.00TWK	5	14,75	M16 X 1,5	3600-12.00TT	16,25

CARBON STEEL C1215	HEAVY DUTY KITS
ACCIAIO AL CARBONIO C1215	KIT HEAVY DUTY
ACIER CARBONE C1215	COFFRET PAROIE RENFORCÉE
KOHLENSTOFFSTAHL	SCHWERLAST EINBAUSÄTZE
ACERO AL CARBONO C1215	JUEGOS EN PARED REFORZADA



METRIC – HEAVY DUTY CARBON STEEL INSERT KITS

INSERT				INCLUDED IN KIT				NOT INCLUDED
6H	6g	MM	PART #	#	MM	6H	PART #	MM
METRIC COARSE								
M5 X 0,8	M10 X 1,25	10,00	3620-5.00HDK	5	8,80	M10 X 1,25	3600-5.00HT	10,25
M6 X 1	M12 X 1,25	12,00	3620-6.00HDK	5	10,80	M12 X 1,25	3600-6.00HT	12,25
M8 X 1,25	M14 X 1,5	14,00	3620-8.00HDK	5	12,80	M14 X 1,5	3600-8.00HT	14,25
M10 X 1,5	M16 X 1,5	16,00	3620-10.00HDK	5	14,75	M16 X 1,5	3600-10.00HT	16,25
M12 X 1,75	M18 X 1,5	18,00	3620-12.00HDK	5	16,75	M18 X 1,5	3600-12.00HT	18,25
M16 X 2	M22 X 1,5	22,00	3620-16.00HDK	5	20,50	M22 X 1,5	3600-16.00HT	22,25
METRIC FINE								
M8 X 1	M14 X 1,5	14,00	3621-8.00HDK	5	12,80	M14 X 1,5	3600-8.00HT	14,25
M10 X 1,25	M16 X 1,5	16,00	3621-10.00HDK	5	14,75	M16 X 1,5	3600-10.00HT	16,25
M12 X 1,25	M18 X 1,5	18,00	3621-12.00HDK	5	16,75	M18 X 1,5	3600-12.00HT	18,25
M16 X 1,5	M22 X 1,5	22,00	3621-16.00HDK	5	20,50	M22 X 1,5	3600-16.00HT	22,25

CARBON STEEL C1215	THIN WALL KITS
ACCIAIO AL CARBONIO C1215	KIT THIN WALL
ACIER CARBONE C1215	COFFRET PAROIE FINE
KOHLENSTOFFSTAHL	DÜNNWANDIGE EINBAUSÄTZE
ACERO AL CARBONO C1215	JUEGOS EN PARED DELGADA


UN – THIN WALL CARBON STEEL INSERT KITS

INSERT				INCLUDED IN KIT				NOT INCLUDED
3B	2A	INCH	PART #	#	INCH	2B	PART #	INCH
UNJC	UNC							
10-24	5/16-18	0.312	3632-10GTWK	5	"I"	5/16-18	3600-10GTT	0,323
1/4-20	3/8-16	0.375	3632-1/4TWK	5	"Q"	3/8-16	3600-1/4TT	0,385
5/16-18	7/16-14	0.437	3632-5/16TWK	5	"X"	7/16-14	3600-5/16TT	0,447
3/8-16	1/2-13	0.500	3632-3/8TWK	5	29/64	1/2-13	3600-3/8TT	0,510
7/16-14	9/16-12	0.562	3632-7/16TWK	5	33/64	9/16-12	3600-7/16TT	0,572
1/2-13	5/8-11	0.625	3632-1/2TWK	5	37/64	5/8-11	3600-1/2TT	0,635
UNJF	UNC							
10-32	5/16-18	0.312	3634-10GTWK	5	"I"	5/16-18	3600-10GTT	0,323
1/4-28	3/8-16	0.375	3634-1/4TWK	5	"Q"	3/8-16	3600-1/4TT	0,385
5/16-24	7/16-14	0.437	3634-5/16TWK	5	"X"	7/16-14	3600-5/16TT	0,447
3/8-24	1/2-13	0.500	3634-3/8TWK	5	29/64	1/2-13	3600-3/8TT	0,510
7/16-20	9/16-12	0.562	3634-7/16TWK	5	33/64	9/16-12	3600-7/16TT	0,572
1/2-20	5/8-11	0.625	3634-1/2TWK	5	37/64	5/8-11	3600-1/2TT	0,635

CARBON STEEL C1215	HEAVY DUTY KITS
ACCIAIO AL CARBONIO C1215	KIT HEAVY DUTY
ACIER CARBONE C1215	COFFRET PAROIE RENFORCÉE
KOHLENSTOFFSTAHL	SCHWERLAST EINBAUSÄTZE
ACERO AL CARBONO C1215	JUEGOS EN PARED REFORZADA


UN – HEAVY DUTY CARBON STEEL INSERT KITS

INSERT				INCLUDED IN KIT				NOT INCLUDED
3B	2A	INCH	PART #	#	INCH	2B	PART #	INCH
UNJC	UNC							
10-24	3/8-16	0,312	3632-10GHDK	5	"Q"	3/8-16	3600-10GHT	0,385
1/4-20	7/16-14	0,375	3632-1/4HDK	5	"X"	7/16-14	3600-1/4HT	0,447
5/16-18	1/2-13	0,437	3632-5/16HDK	5	29/64	1/2-13	3600-5/16HT	0,510
3/8-16	9/16-12	0,500	3632-3/8HDK	5	33/64	9/16-12	3600-3/8HT	0,572
7/16-14	5/8-11	0,625	3632-7/16HDK	5	37/64	5/8-11	3600-7/16HT	0,635
1/2-13	3/4-16	0,625	3632-1/2HDK	5	45/64	3/4-16	3600-1/2HT-3/4	0,762
9/16-12	3/4-16	0,812	3632-9/16HDK	5	45/64	3/4-16	3600-9/16HT-3/4	0,762
5/8-11	7/8-14	0,875	3632-5/8HDK	5	53/64	7/8-14	3600-5/8HT	0,885
UNJF	UNC							
10-32	3/8-16	0,312	3634-10GHDK	5	"Q"	3/8-16	3600-10GHT	0,385
1/4-28	7/16-14	0,375	3634-1/4HDK	5	"X"	7/16-14	3600-1/4HT	0,447
5/16-24	1/2-13	0,437	3634-5/16HDK	5	29/64	1/2-13	3600-5/16HT	0,510
3/8-24	9/16-12	0,500	3634-3/8HDK	5	33/64	9/16-12	3600-3/8HT	0,572
7/16-20	5/8-11	0,625	3634-7/16HDK	5	37/64	5/8-11	3600-7/16HT	0,635
1/2-20	3/4-16	0,625	3634-1/2HDK	5	45/64	3/4-16	3600-1/2HT-3/4	0,762
9/16-18	3/4-16	0,812	3634-9/16HDK	5	45/64	3/4-16	3600-9/16HT-3/4	0,762
5/8-18	7/8-14	0,875	3634-5/8HDK	5	53/64	7/8-14	3600-5/8HT	0,885

RETAIL
PACKETS

CONFEZIONI
RICAMBI

SACHETS

VERKAUFSPACKUNGEN

BLISTERS PARA
AUTOSERVICIO

loksert

STAINLESS STEEL AISI303

THIN WALL PACKETS

ACCIAIO INOX AISI303

CONFEZIONI THIN WALL

ACIER INOXIDABLE AISI303


SACHETS PAROIE FINE

EDELSTAHL

DÜNNWANDIGE EINBAUSÄTZE

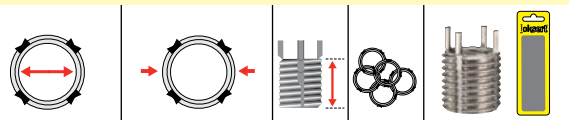
ACERO INOXIDABLE AISI303

BLISTERS DE INSERTOS PARED DELGADA

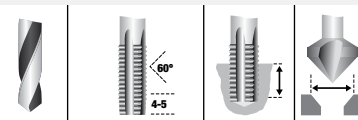


METRIC – THIN WALL STAINLESS STEEL INSERTS RETAIL PACKETS

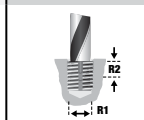
INSERT



INSTALLATION



REMOVAL



	5H	4h	MM	#	PART #	MM	6H	MM	MM	PART #	R1 MM	R2 MM
METRIC COARSE												
M5 X 0,8	M8 X 1,25	8,00	5	3720-5.00TWP	6,90	M8 X 1,25	9,50	8,25	3600-190T	5,50	4,00	
M6 X 1	M10 X 1,25	10,00	5	3720-6.00TWP	8,80	M10 X 1,25	11,50	10,25	3600-250T	7,50	4,75	
M8 X 1,25	M12 X 1,25	12,00	5	3720-8.00TWP	10,80	M12 X 1,25	13,50	12,25	3600-312T	9,50	4,75	
M10 X 1,5	M14 X 1,5	14,00	5	3720-10.00TWP	12,80	M14 X 1,5	15,50	14,25	3600-375T	11,50	4,75	
M12 X 1,75	M16 X 1,5	16,00	5	3720-12.00TWP	14,75	M16 X 1,5	17,50	16,25	3600-500T	13,50	4,75	
METRIC FINE												
M8 X 1	M12 X 1,25	12,00	5	3721-8.00TWP	10,80	M12 X 1,25	13,50	12,25	3600-312T	9,50	4,75	
M10 X 1,25	M14 X 1,5	14,00	5	3721-10.00TWP	12,80	M14 X 1,5	15,50	14,25	3600-375T	11,50	4,75	
M12 X 1,25	M16 X 1,5	16,00	5	3721-12.00TWP	14,75	M16 X 1,5	17,50	16,25	3600-500T	13,50	4,75	

STAINLESS STEEL AISI303

THIN WALL PACKETS

ACCIAIO INOX AISI303

CONFEZIONI THIN WALL

ACIER INOXIDABLE AISI303


SACHETS PAROIE FINE

EDELSTAHL

DÜNNWANDIGE EINBAUSÄTZE

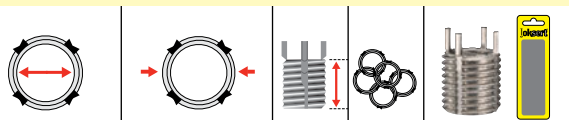
ACERO INOXIDABLE AISI303

BLISTERS DE INSERTOS PARED DELGADA

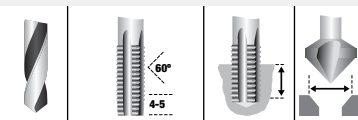


UN – THIN WALL STAINLESS STEEL INSERTS RETAIL PACKETS

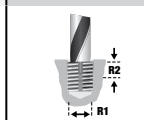
INSERT



INSTALLATION




REMOVAL



	3B	2A	INCH	#	PART #	INCH	2B	INCH	INCH	PART #	R1 INCH	R2 INCH
UNJC												
10-24	5/16-18	0,312	5	3732-10GTWP	"I"	5/16-18	0,37	0,323	3600-190T	7/32	5/32	
1/4-20	3/8-16	0,375	5	3732-1/4TWP	"Q"	3/8-16	0,43	0,385	3600-250T	9/32	3/16	
5/16-18	7/16-14	0,437	5	3732-5/16TWP	"X"	7/16-14	0,50	0,447	3600-312T	11/32	3/16	
3/8-16	1/2-13	0,500	5	3732-3/8TWP	29/64	1/2-13	0,56	0,510	3600-375T	13/32	3/16	
7/16-14	9/16-12	0,562	5	3732-7/16TWP	33/64	9/16-12	0,62	0,572	3600-375T	15/32	3/16	
1/2-13	5/8-11	0,625	5	3732-1/2TWP	37/64	5/8-11	0,68	0,635	3600-500T	17/32	3/16	
UNJF												
10-32	5/16-18	0,312	5	3734-10GTWP	"I"	5/16-18	0,37	0,323	3600-190T	7/32	5/32	
1/4-28	3/8-16	0,375	5	3734-1/4TWP	"Q"	3/8-16	0,43	0,385	3600-250T	9/32	3/16	
5/16-24	7/16-14	0,437	5	3734-5/16TWP	"X"	7/16-14	0,50	0,447	3600-312T	11/32	3/16	
3/8-24	1/2-13	0,500	5	3734-3/8TWP	29/64	1/2-13	0,56	0,510	3600-375T	13/32	3/16	
7/16-20	9/16-12	0,562	5	3734-7/16TWP	33/64	9/16-12	0,62	0,572	3600-375T	15/32	3/16	
1/2-20	5/8-11	0,625	5	3734-1/2TWP	37/64	5/8-11	0,68	0,635	3600-500T	17/32	3/16	

CARBON STEEL C1215	THIN WALL PACKETS
ACCIAIO AL CARBONIO C1215	CONFEZIONI THIN WALL
ACIER CARBONE C1215	SACHETS PAROIE FINE
KOHLENSTOFFSTAHL	DÜNNWANDIGE EINBAUSÄTZE
ACERO AL CARBONO C1215	BLISTERS DE INSERTOS PARED DELGADA


METRIC – THIN WALL CARBON STEEL INSERTS RETAIL PACKETS

INSERT					INSTALLATION					REMOVAL	
6H	6g	MM	#	PART #	MM	6H	MM	MM	PART #	R1 MM	R2 MM
METRIC COARSE											
M5 X 0,8	M8 X 1,25	8,00	5	3620-5.00TWP	6,90	M8 X 1,25	9,50	8,25	3600-190T	5,50	4,00
M6 X 1	M10 X 1,25	10,00	5	3620-6.00TWP	8,80	M10 X 1,25	11,50	10,25	3600-250T	7,50	4,75
M8 X 1,25	M12 X 1,25	12,00	5	3620-8.00TWP	10,80	M12 X 1,25	13,50	12,25	3600-312T	9,50	4,75
M10 X 1,5	M14 X 1,5	14,00	5	3620-10.00TWP	12,80	M14 X 1,5	15,50	14,25	3600-375T	11,50	4,75
M12 X 1,75	M16 X 1,5	16,00	5	3620-12.00TWP	14,75	M16 X 1,5	17,50	16,25	3600-500T	13,50	4,75
METRIC FINE											
M8 X 1	M12 X 1,25	12,00	5	3621-8.00TWP	10,80	M12 X 1,25	13,50	12,25	3600-312T	9,50	4,75
M10 X 1,25	M14 X 1,5	14,00	5	3621-10.00TWP	12,80	M14 X 1,5	15,50	14,25	3600-375T	11,50	4,75
M12 X 1,25	M16 X 1,5	16,00	5	3621-12.00TWP	14,75	M16 X 1,5	17,50	16,25	3600-500T	13,50	4,75

CARBON STEEL C1215	THIN WALL PACKETS
ACCIAIO AL CARBONIO C1215	CONFEZIONI THIN WALL
ACIER CARBONE C1215	SACHETS PAROIE FINE
KOHLENSTOFFSTAHL	DÜNNWANDIGE EINBAUSÄTZE
ACERO AL CARBONO C1215	BLISTERS DE INSERTOS PARED DELGADA


UN – THIN WALL CARBON STEEL INSERTS RETAIL PACKETS

INSERT					INSTALLATION					REMOVAL	
3B	2A	INCH	#	PART #	INCH	2B	INCH	INCH	PART #	R1 INCH	R2 INCH
UNJC											
10-24	5/16-18	0,312	5	3632-10GTWP	"I"	5/16-18	0,37	0,323	3600-190T	7/32	5/32
1/4-20	3/8-16	0,375	5	3632-1/4TWP	"Q"	3/8-16	0,43	0,385	3600-250T	9/32	3/16
5/16-18	7/16-14	0,437	5	3632-5/16TWP	"X"	7/16-14	0,50	0,447	3600-312T	11/32	3/16
3/8-16	1/2-13	0,500	5	3632-3/8TWP	29/64	1/2-13	0,56	0,510	3600-375T	13/32	3/16
7/16-14	9/16-12	0,562	5	3632-7/16TWP	33/64	9/16-12	0,62	0,572	3600-375T	15/32	3/16
1/2-13	5/8-11	0,625	5	3632-1/2TWP	37/64	5/8-11	0,68	0,635	3600-500T	17/32	3/16
UNJF											
10-32	5/16-18	0,312	5	3634-10GTWP	"I"	5/16-18	0,37	0,323	3600-190T	7/32	5/32
1/4-28	3/8-16	0,375	5	3634-1/4TWP	"Q"	3/8-16	0,43	0,385	3600-250T	9/32	3/16
5/16-24	7/16-14	0,437	5	3634-5/16TWP	"X"	7/16-14	0,50	0,447	3600-312T	11/32	3/16
3/8-24	1/2-13	0,500	5	3634-3/8TWP	29/64	1/2-13	0,56	0,510	3600-375T	13/32	3/16
7/16-20	9/16-12	0,562	5	3634-7/16TWP	33/64	9/16-12	0,62	0,572	3600-375T	15/32	3/16
1/2-20	5/8-11	0,625	5	3634-1/2TWP	37/64	5/8-11	0,68	0,635	3600-500T	17/32	3/16



METRIC – MINIATURE INSERTS							
INSERT		DRILL		HSS TAP – INTERMEDIATE LEAD			
		MM	PART #	6H	MM	MM	PART #
METRIC							
M2 X 0,4	M4 X 0,7	3,40	3620-3.4	M4 X 0,7	4,00	53,00	3720-4.00I
M2.5 X 0,45	M4.5 X 0,75	3,90	3620-3.9	M4.5 X 0,75	5,00	53,00	3720-4.50I
M3 X 0,5	M5 X 0,8	4,40	3620-4.4	M5 X 0,8	5,50	58,00	3720-5.00I
M4 X 0,7	M6 X 0,75	5,50	3620-5.5	M6 X 0,75	5,50	66,00	3721-6.00I
UN – MINIATURE INSERTS							
		MM	PART #	2B	INCH	MM	PART #
UNJC	UNC						
2-56	8-32	3,40	3620-3.4	8-32	0,140	53,00	3732-8GI
4-40	10-32	#20	3632-20	10-32	0,160	58,00	3734-10GI
6-32	12-28	4,75	3620-4.75	12-28	0,160	62,00	3734-12GI
8-32	1/4-28	#1	3632-1	1/4-28	0,210	66,00	3734-1/4I



METRIC – THIN WALL INSERTS							
INSERT		DRILL		HSS TAP – INTERMEDIATE LEAD			
		MM	PART #	6H	MM	MM	PART #
METRIC COARSE							
M5 X 0,8	M8 X 1,25	6,90	3620-6.9	M8 X 1,25	9,50	72,00	3620-8.00I
M6 X 1	M10 X 1,25	8,80	3620-8.8	M10 X 1,25	11,50	76,00	3621-10.00I
M8 X 1,25	M12 X 1,25	10,80	3620-10.8	M12 X 1,25	13,50	84,00	3622-12.00I
M10 X 1,5	M14 X 1,5	12,80	3620-12.8	M14 X 1,5	15,50	95,00	3621-14.00I
M12 X 1,75	M16 X 1,5	14,75	3620-14.75*	M16 X 1,5	17,50	102,00	3621-16.00I
METRIC FINE							
M8 X 1	M12 X 1,25	10,80	3620-10.8	M12 X 1,25	13,50	84,00	3622-12.00I
M10 X 1,25	M14 X 1,5	12,80	3620-12.8	M14 X 1,5	15,50	95,00	3621-14.00I
M12 X 1,25	M16 X 1,5	14,75	3620-14.75*	M16 X 1,5	17,50	102,00	3621-16.00I

UN – THIN WALL INSERTS							
		INCH	PART #	2B	INCH	MM	PART #
UNJC	UNC						
10-24	5/1-18	"1"	3632-I	5/16-18	0,37	72,00	3632-5/16I
1/4-20	3/8-16	"Q"	3632-Q	3/8-16	0,43	80,00	3632-3/8I
5/16-18	7/16-14	"X"	3632-X	7/16-14	0,50	85,00	3632-7/16I
3/8-16	1/2-13	29/64	3632-29/64	1/2-13	0,56	89,00	3632-1/2I
7/16-14	9/16-12	33/64	3632-33/64*	9/16-12	0,62	95,00	3632-9/16I
1/2-13	5/8-11	37/64	3632-37/64*	5/8-11	0,68	102,00	3632-5/8I
UNJF	UNC						
10-32	5/16-18	"1"	3632-I	5/16-18	0,37	72,00	3632-5/16I
1/4-28	3/8-16	"Q"	3632-Q	3/8-16	0,43	80,00	3632-3/8I
5/16-24	7/16-14	"X"	3632-X	7/16-14	0,50	85,00	3632-7/16I
3/8-24	1/2-13	29/64	3632-29/64	1/2-13	0,56	89,00	3632-1/2I
7/16-20	9/16-12	33/64	3632-33/64*	9/16-12	0,62	95,00	3632-9/16I
1/2-20	5/8-11	37/64	3632-37/64*	5/8-11	0,68	102,00	3632-5/8I





METRIC – HEAVY DUTY INSERTS							
INSERT		DRILL		HSS TAP – INTERMEDIATE LEAD			
		MM	PART #	6H	MM	MM	PART #
METRIC COARSE							
M4 X 0,7	M8 X 1,25	6,90	3620-6.9	M8 X 1,25	9,50	72,00	3620-8.001
M5 X 0,8	M10 X 1,25	8,80	3620-8.8	M10 X 1,25	12,50	76,00	3621-10.001
M6 X 1	M12 X 1,25	10,80	3620-10.8	M12 X 1,25	14,50	84,00	3622-12.001
M8 X 1,25	M14 X 1,5	12,80	3620-12.8	M14 X 1,5	16,50	95,00	3621-14.001
M10 X 1,5	M16 X 1,5	14,75	3620-14.75*	M16 X 1,5	18,50	102,00	3621-16.001
M12 X 1,75	M18 X 1,5	16,75	3620-16.75*	M18 X 1,5	20,50	104,00	3622-18.001
M14 X 2	M20 X 1,5	18,75	3620-18.75*	M20 X 1,5	22,50	104,00	3623-20.001
M16 X 2	M22 X 1,5	20,50	3620-20.50*	M22 X 1,5	24,50	113,00	3621-22.001
M20 X 2,5	M30 X 2	28,00	3620-28.00*	M30 X 2	34,50	137,00	3621-30.001
M24 X 3	M33 X 2	31,00	3620-31.00*	M33 X 2	37,50	137,00	3621-33.001
METRIC FINE							
M8 X 1	M14 X 1,5	12,80	3620-12.8	M14 X 1,5	16,50	84,00	3621-14.001
M10 X 1,25	M16 X 1,5	14,75	3620-14.75*	M16 X 1,5	18,50	95,00	3621-16.001
M12 X 1,25	M18 X 1,5	16,75	3620-16.75*	M18 X 1,5	20,50	102,00	3622-18.001
M14 X 1,5	M20 X 1,5	18,75	3620-18.75*	M20 X 1,5	22,50	104,00	3623-20.001
M16 X 1,5	M22 X 1,5	20,50	3620-20.50*	M22 X 1,5	24,50	113,00	3621-22.001
M18 X 1,5	M24 X 1,5	22,50	3620-22.50*	M24 X 1,5	26,50	120,00	3624-24.001
M20 X 1,5	M30 X 2	28,00	3620-28.00*	M30 X 2	34,50	127,00	3621-30.001
M22 X 1,5	M32 X 2	30,00	3620-30.00*	M32 X 2	36,50	137,00	3622-32.001
M24 X 2	M33 X 2	31,00	3620-31.00*	M33 X 2	37,50	137,00	3621-33.001

UN – HEAVY DUTY INSERTS							
UNJC	UNC	INCH	PART #	2B	INCH	MM	PART #
8-32	5/16-18	"I"	3632-I	5/16-18	0,37	72,00	3632-5/16I
10-24	3/8-16	"Q"	3632-Q	3/8-16	0,37	80,00	3632-3/8I
1/4-20	7/16-14	"X"	3632-X	7/16-14	0,43	85,00	3632-7/16I
5/16-18	1/2-13	29/64	3632-29/64	1/2-13	0,50	89,00	3632-1/2I
3/8-16	9/16-12	33/64	3632-33/64*	9/16-12	0,56	95,00	3632-9/16I
7/16-14	5/8-11	37/64	3632-37/64*	5/8-11	0,68	102,00	3632-5/8I
1/2-13	11/16-11NS	41/64	3632-41/64*	11/16-11NS	0,75	112,00	3632-11/16I
1/2-13	3/4-16	45/64	3632-45/64*	3/4-16	0,68	104,00	3632-3/4I
9/16-12	3/4-16	45/64	3632-45/64*	3/4-16	0,94	104,00	3632-3/4I
9/16-12	13/16-16	49/64	3632-49/64*	13/16-16	0,94	118,00	3632-13/16I
5/8-11	7/8-14	53/64	3632-53/64*	7/8-14	1,00	113,00	3632-7/8I
3/4-10	1.1/8-12	1.1/16	3632-1.1/16*	1.1/8-12	1,31	127,00	3632-1.1/8I
7/8-9	1.1/4-12	1.3/16	3632-1.3/16*	1.1/4-12	1,44	137,00	3632-1.1/4I
1-8	1.3/8-12	1.5/16	3632-1.5/16**	1.3/8-12	1,56	144,00	3632-1.3/8I
1.1/8-7	1.1/2-12	1.7/16	3632-1.7/16**	1.1/2-12	1,84	149,00	3632-1.1/2I
1.1/4-7	1.5/8-12	1.9/16	3632-1.9/16**	1.5/8-12	2,06	170,00	3632-1.5/8I
1.1/2-6	1.7/8-12	1.13/16	3632-1.13/16**	1.7/8-12	2,28	186,00	3632-1.7/8I
UNJF							
10-32	3/8-16	"Q"	3632-Q	3/8-16	0,37	80,00	3632-3/8I
1/4-28	7/16-14	"X"	3632-X	7/16-14	0,43	85,00	3632-7/16I
5/16-24	1/2-13	29/64	3632-29/64	1/2-13	0,50	89,00	3632-1/2I
3/8-24	9/16-12	33/64	3632-33/64*	9/16-12	0,56	95,00	3632-9/16I
7/16-20	5/8-11	37/64	3632-37/64*	5/8-11	0,68	102,00	3632-5/8I
1/2-20	11/16-11NS	41/64	3632-41/64*	11/16-11NS	0,75	112,00	3632-11/16I
1/2-20	3/4-16	45/64	3632-45/64*	3/4-16	0,68	104,00	3632-3/4I
9/16-18	3/4-16	45/64	3632-45/64*	3/4-16	0,94	104,00	3632-3/4I
9/16-18	13/16-16	49/64	3632-49/64*	13/16-16	0,94	118,00	3632-13/16I
5/8-18	7/8-14	53/64	3632-53/64*	7/8-14	1,00	113,00	3632-7/8I
3/4-16	1.1/8-12	1.1/16	3632-1.1/16*	1.1/8-12	1,31	127,00	3632-1.1/8I
7/8-14	1.1/4-12	1.3/16	3632-1.3/16*	1.1/4-12	1,44	137,00	3632-1.1/4I
1-12	1.3/8-12	1.5/16	3632-1.5/16**	1.3/8-12	1,56	144,00	3632-1.3/8I
1-14	1.3/8-12	1.5/16	3632-1.5/16**	1.3/8-12	1,56	144,00	3632-1.3/8I
1.1/8-12	1.1/2-12	1.7/16	3632-1.7/16**	1.1/2-12	1,84	149,00	3632-1.1/2I
1.1/4-12	1.5/8-12	1.9/16	3632-1.9/16**	1.5/8-12	2,06	170,00	3632-1.5/8I
1.1/2-12	1.7/8-12	1.13/16	3632-1.13/16**	1.7/8-12	2,28	186,00	3632-1.7/8I




UN – EXTRA HEAVY DUTY INSERTS

INSERT		DRILL		HSS TAP – INTERMEDIATE LEAD			
UNJC	UNC	INCH	PART #	2B	INCH	MM	PART #
6-32	5/16-18	"1"	3632-1	5/16-18	0,37	72,00	3632-5/16I
8-32	3/8-16	"Q"	3632-Q	3/8-16	0,37	80,00	3632-3/8I
10-24	7/16-14	"X"	3632-X	7/16-14	0,37	85,00	3632-7/16I
1/4-20	1/2-13	29/64	3632-29/64	1/2-13	0,43	89,00	3632-1/2I
5/16-18	9/16-12	33/64	3632-33/64*	9/16-12	0,50	95,00	3632-9/16I
3/8-16	5/8-11	37/64	3632-37/64*	5/8-11	0,56	102,00	3632-5/8I
7/1-14	3/4-16	45/64	3632-45/64*	3/4-16	0,68	104,00	3632-3/4I
1/2-13	7/8-14	53/64	3632-53/64*	7/8-14	0,75	113,00	3632-7/8I
9/16-12	7/8-14	53/64	3632-53/64*	7/8-14	0,94	113,00	3632-7/8I
5/8-11	1-12	15/16	3632-15/16	1-12	1,00	120,00	3632-1I
3/4-10	1.1/4-12	1.3/16	3632-1.3/16*	1.1/4-12	1,31	137,00	3632-1.1/4I
7/8-9	1.3/8-12	1.5/16	3632-1.5/16**	1.3/8-12	1,44	144,00	3632-1.3/8I
1-8	1.1/2-12	1.7/16	3632-1.7/16**	1.1/2-12	1,56	149,00	3632-1.1/2I
UNJF	UNC	"X"	3632-X	7/16-14	0,37	85,00	3632-7/16I
1/4-28	1/2-13	29/64	3632-29/64	1/2-13	0,43	89,00	3632-1/2I
5/16-24	9/16-12	33/64	3632-33/64*	9/16-12	0,50	95,00	3632-9/16I
3/8-24	5/8-11	37/64	3632-37/64*	5/8-11	0,56	102,00	3632-5/8I
7/16-20	3/4-16	45/64	3632-45/64*	3/4-16	0,68	104,00	3632-3/4I
1/2-20	7/8-14	53/64	3632-53/64*	7/8-14	0,75	113,00	3622-12.00I
9/16-18	7/8-14	53/64	3632-53/64*	7/8-14	0,94	113,00	3632-7/8I
5/8-18	1-12	15/16	3632-15/16	1-12	1,00	120,00	3632-1I
3/4-16	1.1/4-12	1.3/16	3632-1.3/16*	1.1/4-12	1,31	137,00	3632-1.1/4I
7/8-14	1.3/8-12	1.5/16	3632-1.5/16**	1.3/8-12	1,44	144,00	3632-1.3/8I
1-12	1.1/2-12	1.7/16	3632-1.7/16**	1.1/2-12	1,56	149,00	3632-1.1/2I

* Supplied as Reduced Shank HSS 118° notched point drill.


** Supplied as Morse Taper Shank (MTS) HSS 118° notched point drill.





METRIC – SOLID INSERTS						
INSERT	DRILL		HSS TAP – INTERMEDIATE LEAD			
	MM	PART #	6H	MM	MM	PART #
METRIC COARSE						
M8 X 1,25	6,90	3620-6.9	M8 X 1,25	9,50	72,00	3620-8.00I
METRIC FINE						
M10 X 1,25	8,80	3620-8.8	M10 X 1,25	12,50	76,00	3621-10.00I
M12 X 1,25	10,80	3620-10.8	M12 X 1,25	14,50	84,00	3622-12.00I
M14 X 1,5	12,80	3620-12.8	M14 X 1,5	16,50	95,00	3621-14.00I
M16 X 1,5	14,75	3620-14.75*	M16 X 1,5	18,50	102,00	3621-16.00I
M18 X 1,5	16,75	3620-16.75*	M18 X 1,5	20,50	104,00	3622-18.00I
M20 X 1,5	18,75	3620-18.75*	M20 X 1,5	22,50	104,00	3623-20.00I
M22 X 1,5	20,50	3620-20.50*	M22 X 1,5	24,50	113,00	3621-22.00I
M24 X 1,5	22,50	3620-22.50*	M24 X 1,5	26,50	120,00	3624-24.00I
M30 X 2,0	28,00	3620-28.00*	M30 X 2,0	34,50	127,00	3621-30.00I
M32 X 2,0	30,00	3620-30.00*	M32 X 2,0	36,50	137,00	3622-32.00I
M33 X 2,0	31,00	3620-31.00*	M33 X 2,0	37,50	137,00	3621-33.00I

UN – SOLID INSERTS						
UNC	INCH	PART #	2B	INCH	MM	PART #
5/16-18	"I"	3632-I	5/16-18	0,37	72,00	3632-5/16I
3/8-16	"Q"	3632-Q	3/8-16	0,37	80,00	3632-3/8I
7/16-14	"X"	3632-X	7/16-14	0,37	85,00	3632-7/16I
1/2-13	29/64	3632-29/64	1/2-13	0,43	89,00	3632-1/2I
9/16-12	33/64	3632-33/64*	9/16-12	0,50	95,00	3632-9/16I
5/8-11	37/64	3632-37/64*	5/8-11	0,56	102,00	3632-5/8I
11/16-11NS	41/64	3632-41/64*	11/16-11NS	0,75	112,00	3632-11/16I
UNF						
3/4-16	45/64	3632-45/64*	3/4-16	0,75	104,00	3632-3/4I
13/16-16	49/64	3632-49/64*	13/16-16	0,94	118,00	3632-13/16I
7/8-14	53/64	3632-53/64*	7/8-14	1,00	113,00	3632-7/8I
1-12	15/16	3632-15/16	1-12	1,00	120,00	3632-1I
1.1/8-12	1.1/16	3632-1.1/16*	1.1/8-12	1,31	127,00	3632-1.1/8I
1.1/4-12	1.3/16	3632-1.3/16*	1.1/4-12	1,44	137,00	3632-1.1/4I
1.3/8-12	1.5/16	3632-1.5/16**	1.3/8-12	1,56	144,00	3632-1.3/8I



TOOL TYPE	INSERT SPECIFIC	UNIVERSAL
-----------	-----------------	-----------

MINIATURE INSERT INSTALLATION TOOLS

PART #		PART #	
METRIC	METRIC		
M2 X 0,4	M4 X 0,7	3720-2.00MTWT	
M2.5 X 0,45	M4.5 X 0,75	3720-2.50MTWT	
M3 X 0,5	M5 X 0,8	3720-3.00MTWT	
M4 X 0,7	M6 X 0,75	3720-M4.00MTWT	
UNJC	UN		
2-56	8-32	3732-2GMTWT	
4-40	10-32	3732-4GMTWT	
6-32	12-28	3732-6GMTWT	
8-32	1/4-28	3732-8GMTWT	



THIN WALL INSERT INSTALLATION TOOLS

PART #		PART #	
METRIC COARSE			
M5 X 0,8	M8 X 1,25	3600-5.00TT	3600-190T
M6 X 1	M10 X 1,25	3600-6.00TT	3600-250T
M8 X 1,25	M12 X 1,25	3600-8.00TT	3600-312T
M10 X 1,5	M14 X 1,5	3600-10.00TT	3600-375T
M12 X 1,75	M16 X 1,5	3600-12.00TT	3600-500T
METRIC FINE			
M8 X 1	M12 X 1,25	3600-8.00TT	3600-312T
M10 X 1,25	M14 X 1,5	3600-10.00TT	3600-375T
M12 X 1,25	M16 X 1,5	3600-12.00TT	3600-500T
UNJC	UNC		
10-24	5/16-18	3600-10GTT	3600-190T
1/4-20	3/8-16	3600-1/4TT	3600-250T
5/16-18	7/16-14	3600-5/16TT	3600-312T
3/8-16	1/2-13	3600-3/8TT	3600-375T
7/16-14	9/16-12	3600-7/16TT	3600-375T
1/2-13	5/8-11	3600-1/2TT	3600-500T
UNJF	UNC		
10-32	5/16-18	3600-10GTT	3600-190T
1/4-28	3/8-16	3600-1/4TT	3600-250T
5/16-24	7/16-14	3600-5/16TT	3600-312T
3/8-24	1/2-13	3600-3/8TT	3600-375T
7/16-20	9/16-12	3600-7/16TT	3600-375T
1/2-20	5/8-11	3600-1/2TT	3600-500T



TOOL TYPE	INSERT SPECIFIC	UNIVERSAL
-----------	-----------------	-----------


SOLID INSERT INSTALLATION TOOLS


	PART #	PART #
--	--------	--------

METRIC COARSE		
M8 X 1,25	3620-8.00SOLIDT	
METRIC FINE		
M10 X 1,25	3621-10.00SOLIDT	
M12 X 1,25	3621-12.00SOLIDT	
M14 X 1,5	3621-14.00SOLIDT	
M16 X 1,5	3621-16.00SOLIDT	
M18 X 1,5	3621-18.00SOLIDT	
M20 X 1,5	3621-20.00SOLIDT	
M22 X 1,5	3621-22.00SOLIDT	
M24 X 1,5	3621-24.00SOLIDT	
M30 X 2,0	3621-30.00SOLIDT	
M32 X 2,0	3621-32.00SOLIDT	
M33 X 2,0	3621-33.00SOLIDT	

UNC		
5/16-18	3632-5/16SOLIDT	
3/8-16	3632-3/8SOLIDT	
7/16-14	3632-7/16SOLIDT	
1/2-13	3632-1/2SOLIDT	
9/16-12	3632-9/16SOLIDT	
5/8-11	3632-5/8SOLIDT	
11/16-11NS	3734-11/16SOLIDT	
UNF		
3/4-16	3634-3/4SOLIDT	
13/16-16	3634-13/16SOLIDT	
7/8-14	3634-7/8SOLIDT	
1-12	3634-1SOLIDT	
1.1/8-12	3634-1.1/8SOLIDT	
1.1/4-12	3634-1.1/4SOLIDT	
1.3/8-12	3634-1.3/8SOLIDT	

INSTALLATION TOOLS

ATTREZZI DI INSTALLAZIONE

OUTILS D'INSTALLATION

INSTALLATIONSWERKZEUG

HERRAMIENTAS DE INSTALACIÓN

loksert



GROUP	PSIT
TOOL TYPE	PNEUMATIC
	PART #
LOKSERT PNEUMATIC TOOL	3700-MIP1


INSERT TYPE	THIN WALL	HEAVY DUTY
-------------	-----------	------------


METRIC INSERT FEA PNEUMATIC INSTALLATION TOOLS

		PART #	PART #
THIN WALL			
M5 X 0,8	M8 X 1,25	3720-5.00TWMIP	
M6 X 1	M10 X 1,25	3720-6.00TWMIP	
M8 X 1,25	M12 X 1,25	3720-8.00TWMIP	
M10 X 1,5	M14 X 1,5	3720-10.00TWMIP	
M12 X 1,75	M16 X 1,5	3720-12.00TWMIP	
HEAVY DUTY			
M4 X 0,7	M8 X 1,25		3720-4.00HDMIP
M5 X 0,8	M10 X 1,25		3720-5.00HDMIP
M6 X 1	M12 X 1,25		3720-6.00HDMIP
M8 X 1,25	M14 X 1,5		3720-8.00HDMIP
M10 X 1,5	M16 X 1,5		3720-10.00HDMIP
M12 X 1,75	M18 X 1,5		3720-12.00HDMIP

UN INSERT FEA PNEUMATIC INSTALLATION TOOLS

		PART #	PART #
THIN WALL			
10-24	5/16-18	3732-10GTWMIP	
10-32	5/16-18	3734-10GTWMIP	
1/4-20	3/8-16	3732-1/4TWMIP	
5/16-18	7/16-14	3732-5/16TWMIP	
3/8-16	1/2-13	3732-3/8TWMIP	
7/16-14	9/16-12	3732-7/16TWMIP	
1/2-13	5/8-11	3732-1/2TWMIP	
HEAVY DUTY			
10-24	3/8-16		3732-10GHDMIP
10-32	3/8-16		3734-10GHDMIP
1/4-0	7/16-14		3732-1/4HDMIP
5/16-18	1/2-13		3732-5/16HDMIP
3/8-16	9/1-12		3732-3/8HDMIP
7/16-14	5/8-11		3732-7/16HDMIP
1/2-13	3/4-16		3732-1/2HDMIP





CARBON STEEL C1215	THIN WALL
ACCIAIO AL CARBONIO C1215	THIN WALL
ACIER CARBONE C1215	PAROIE FINE
KOHLSTOFFSTAHL	DÜNNWANDIG
ACERO AL CARBONO C1215	BLISTERS DE INSERTOS PARED DELGADA

MERCHANDISER	
DESCRIPTION	PART #
LOKSERT HANG SELL MERCHANDISER	3600-D1



THIN WALL INSERTS		
QTY	DESCRIPTION	PART #
2	M6 x 1	3620-6.00TWP
2	M8 x 1,25	3620-8.00TWP
1	M10 x 1,5	3620-10.00TWP
1	M12 x 1,75	3620-12.00TWP
1	1/4-20	3632-1/4TWP
1	1/4-28	3634-1/4TWP
1	5/16-18	3632-5/16TWP
1	3/8-16	3632-3/8TWP
1	3/8-24	3634-3/8TWP
1	1/2-13	3632-1/2TWP



DRILLS – HSS		
QTY	DESCRIPTION	PART #
1	HSS DRILL 8.8mm	3620-8.8
1	HSS DRILL 10.8mm	3620-10.8
1	HSS DRILL 12.8mm	3620-12.8
1	HSS DRILL 14.75mm	3620-14.75
1	HSS DRILL Q(8.43/0.332)	3632-Q
1	HSS DRILL X(10.0/0.397)	3632-X
1	HSS DRILL 29/64	3632-29/64
1	HSS DRILL 37/64	3632-37/64



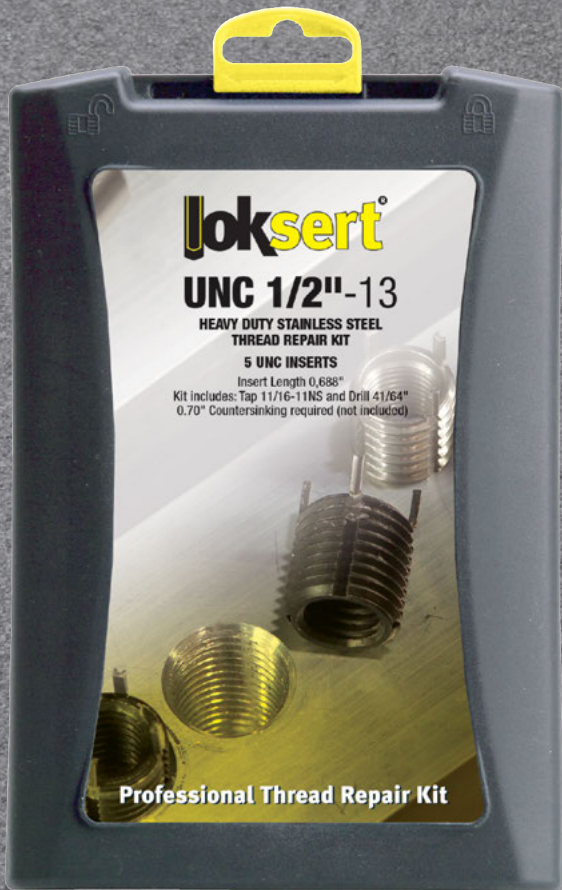
TAPS – INTERMEDIATE		
QTY	DESCRIPTION	PART #
1	M10 x 1,25	3621-10.00I
1	M12 x 1,25	3622-12.00I
1	M14 x 1,5	3621-14.00I
1	M16 x 1,5	3621-16.00I
1	3/8-16	3632-3/8I
1	7/16-14	3632-7/16I
1	1/2-13	3632-1/2I
1	5/8-11	3632-5/8I



INSTALLATION TOOLS		
QTY	DESCRIPTION	PART #
1	UNIVERSAL TOOL	3600-250T
1	UNIVERSAL TOOL	3600-312T
1	UNIVERSAL TOOL	3600-375T
1	UNIVERSAL TOOL	3600-500T



loksert®



BORDO®
INDUSTRIAL TOOLS

Bordo Europe VAT BE0825518302
Industrieweg (BAA) 2, B9200, Dendermonde, Belgium
Telephone +32 (0) 52 412110 **Facsimile** +32 (0) 52 410753
Email info@bordoeurope.com **Web** www.bordoeurope.com

Distributed by **Distribuiti da** **Distribué par**
Vertrieb durch **Distribuido por**